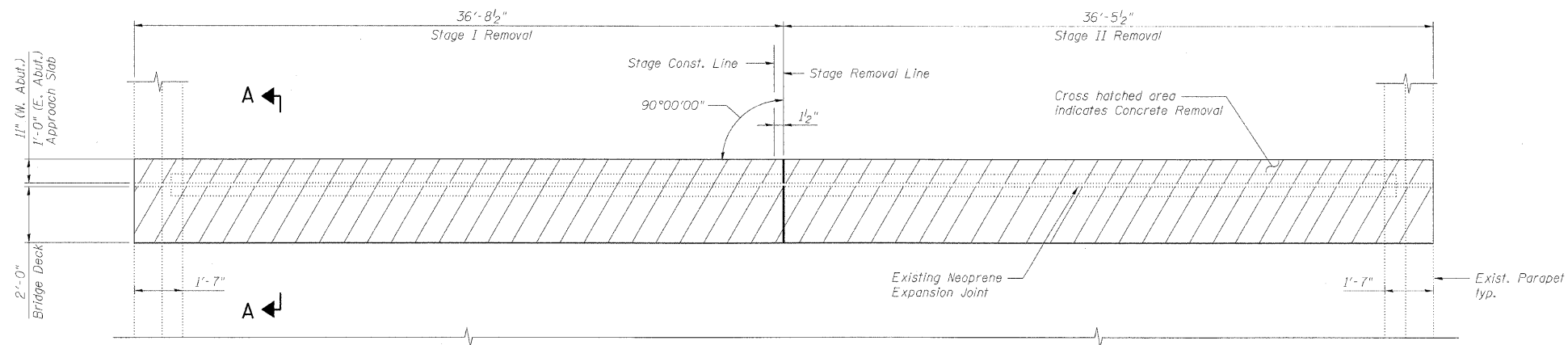


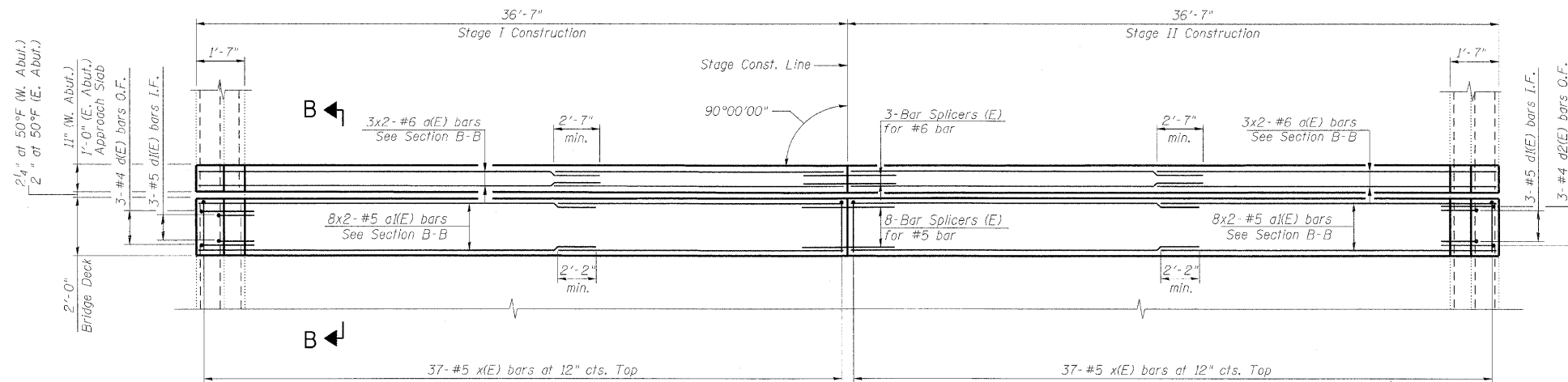
STATE OF ILLINOIS  
DEPARTMENT OF TRANSPORTATION

BILL OF MATERIAL

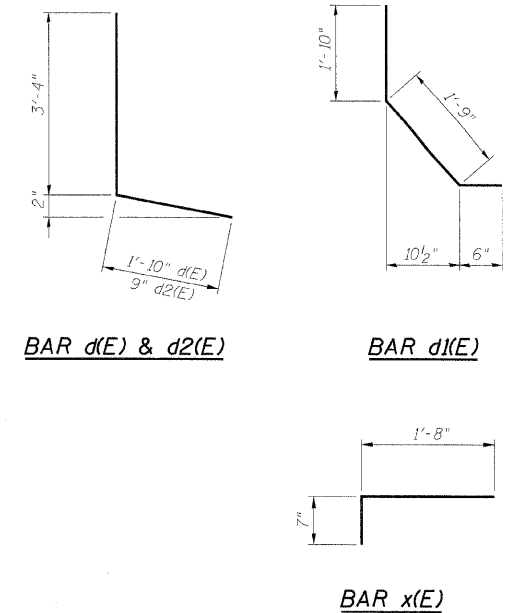
Bar	No.	Size	Length	Shape
d(E)	24	#6	19'-6"	—
a1(E)	64	#5	19'-3"	—
d(E)	6	#4	5'-2"	└
d1(E)	12	#5	4'-1"	└
d2(E)	6	#4	4'-1"	└
x(E)	148	#5	2'-3"	└
Item	Unit	Total		
Concrete Removal	Cu. Yd.	23.5		
Concrete Superstructure	Cu. Yd.	23.5		
Reinforcement Bars, Epoxy Coated	Pound	2,430		



**EXISTING PARTIAL PLAN AT EAST ABUTMENT**  
(Opposite Hand for West Abutment)



**PROPOSED PARTIAL PLAN AT EAST ABUTMENT**  
(Opposite Hand for West Abutment)



**Notes:**

1. Bars indicated thus Bx2-#5 etc. indicates 8 lines of bars with 2 lengths per line.
2. I.F. denotes Inside Face.  
O.F. denotes Outside Face.
3. Work this sheet with Expansion Joint Details sheet and Bar Splicer Assembly Details sheet.

DESIGNED -	MFB
CHECKED -	KWS
DRAWN -	VH
CHECKED -	KWS

**benesch**

alfred benesch & company  
Engineers • Surveyors • Planners  
205 North Michigan Avenue, Suite 2400  
Chicago, Illinois 60601  
312-565-0450 Job No. 10050

SHEET NO. 5 8 SHEETS	F.A.I. RTE.	SECTION	COUNTY	TOTAL SHEETS	SHEET NO.
	290	(2727, ETC., 3131)RS-7	COOK	216	171
	CONTRACT NO. 60G53				
FED. ROAD DIST. NO.		ILLINOIS FED. AID PROJECT			

**EXPANSION JOINT REPAIRS**  
**STRUCTURE NO. 016-0095**