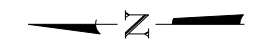
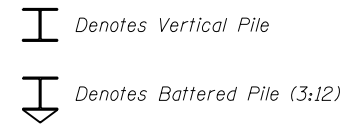


*Any attachments to MWRD Structure must be approved by MRWD.

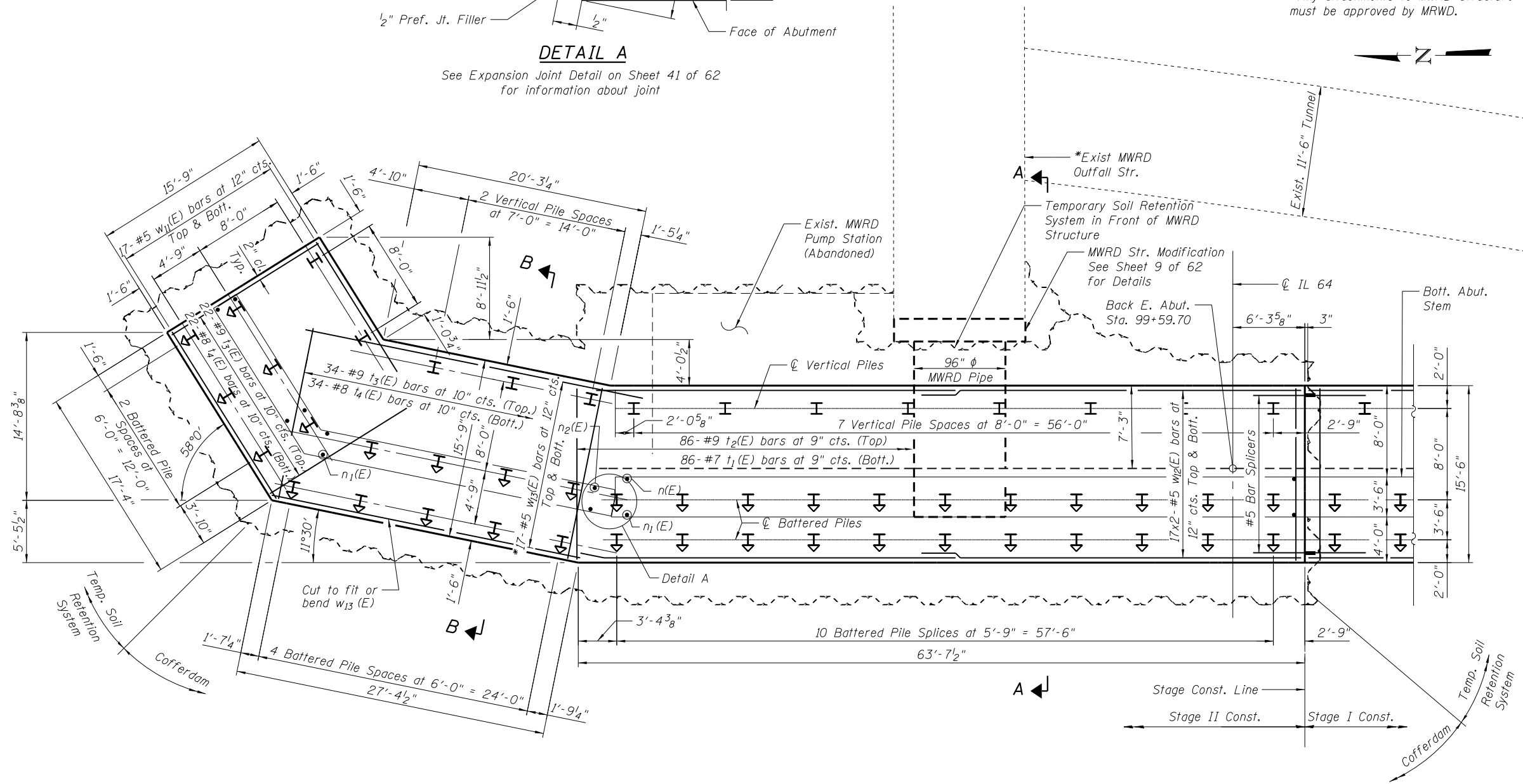


PILE DATA - STAGE II

Type: HP 12x53 with Pile Shoes
Nominal Required Bearing: 419 kips
Factored Resistance Available: 230 kips
Est. Length: 35'
No. Production Piles: 49
No. Test Piles: 1



- Notes:
- E.F. Denotes Each Face.
 - See Sheet 52 of 62 for Pile Details.
 - Bars indicated thus 17x2-#5 etc. indicates 17 lines of bars with 2 lengths per line.
 - Work Sheets 40 thru 45 of 62 together.
 - See Sections A-A, B-B, C-C, and F-F on Sheets 44 and 45 of 62 for limits of Seal Coat.
 - See Sheet 53 of 62 for Bar Splicer Details.



MINIMUM BAR LAP

#5 bars = 2'-11"

FILE NAME = W:\191-130-100T-IL64\CADD_Sheets\Structure\166011-ht-34a.E.abutElev.dgn

Bollinger, Lach & Associates, Inc.
ITASCA, ILLINOIS

USER NAME =	DESIGNED - JMT	REVISED
	CHECKED - JJI	REVISED
PLOT SCALE =	DRAWN - GM	REVISED
PLOT DATE = 8/16/2013	CHECKED - JJI	REVISED

**STATE OF ILLINOIS
DEPARTMENT OF TRANSPORTATION**

**EAST ABUTMENT FOOTING-STAGE II
STRUCTURE NO. 016-3035**

SHEET NO. 43 OF 62 SHEETS

F.A.P. RTE.	SECTION	COUNTY	TOTAL SHEETS	SHEET NO.
307	541Y-3-B	COOK	143	104
CONTRACT NO. 60J11				

ILLINOIS FED. AID PROJECT