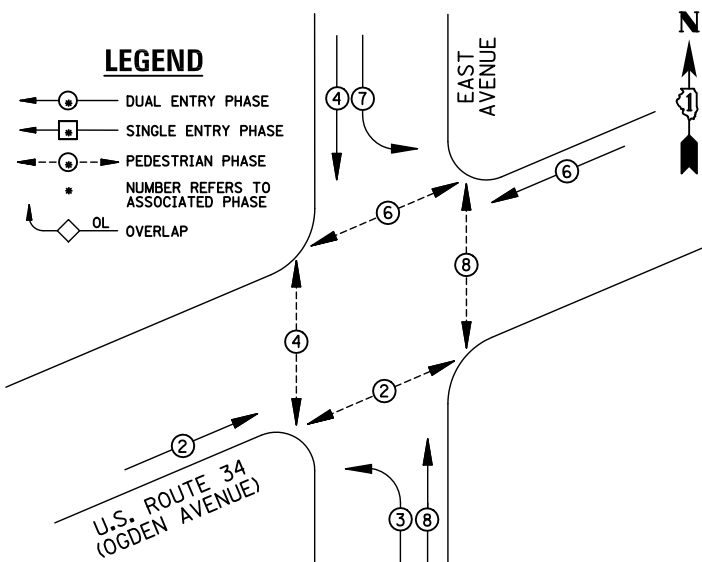
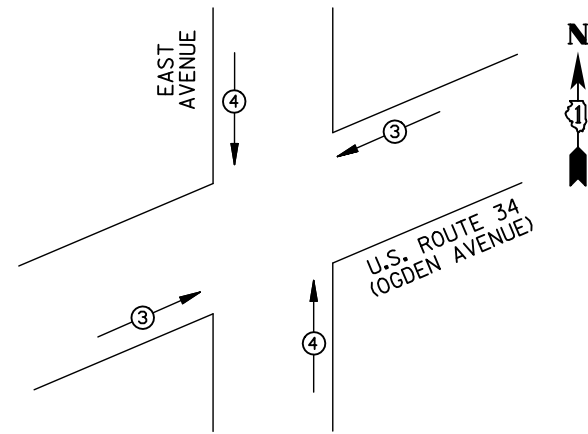


**EXISTING CONTROLLER SEQUENCE**



**EXISTING PHASE DESIGNATION DIAGRAM**



EMERGENCY VEHICLE PREEMPTORS			
EMERGENCY VEHICLE PREEMPTOR	3	4	
MOVEMENT	↔	↕	

**EXISTING EMERGENCY VEHICLE PREEMPTION SEQUENCE**

**REMOVAL OF EXISTING TRAFFIC SIGNAL EQUIPMENT**

THE FOLLOWING ITEMS SHALL BE REMOVED BY THE CONTRACTOR AND SHALL BE DISPOSED OF BY THEM OUTSIDE THE RIGHT-OF-WAY AT THEIR EXPENSE. THE SALVAGE VALUE OF THE REMOVED EQUIPMENT SHALL BE REFLECTED IN THE CONTRACT BID PRICE.

- 8 EACH PEDESTRIAN SIGNAL HEAD
- 4 EACH PEDESTRIAN PUSH-BUTTON

**NOTE:**

PUSH-BUTTON "A" SHALL PLACE A CALL IN PHASES 2 AND 4.  
 PUSH-BUTTON "B" SHALL PLACE A CALL IN PHASES 4 AND 6.  
 PUSH-BUTTON "C" SHALL PLACE A CALL IN PHASES 6 AND 8.  
 PUSH-BUTTON "D" SHALL PLACE A CALL IN PHASES 2 AND 8.

**SCHEDULE OF QUANTITIES**

**ITEM**

- MAINTENANCE OF EXISTING TRAFFIC SIGNAL INSTALLATION
- PEDESTRIAN SIGNAL HEAD, LED, 2-FACE, BRACKET MOUNTED WITH COUNTDOWN TIMER
- PEDESTRIAN PUSH-BUTTON NON-LATCHING
- MODIFY EXISTING CONTROLLER CABINET
- REMOVE EXISTING TRAFFIC SIGNAL EQUIPMENT
- UNINTERRUPTIBLE POWER SUPPLY, SPECIAL

UNIT	QUANTITY
EACH	1
EACH	4
EACH	4
EACH	1
EACH	1
EACH	1

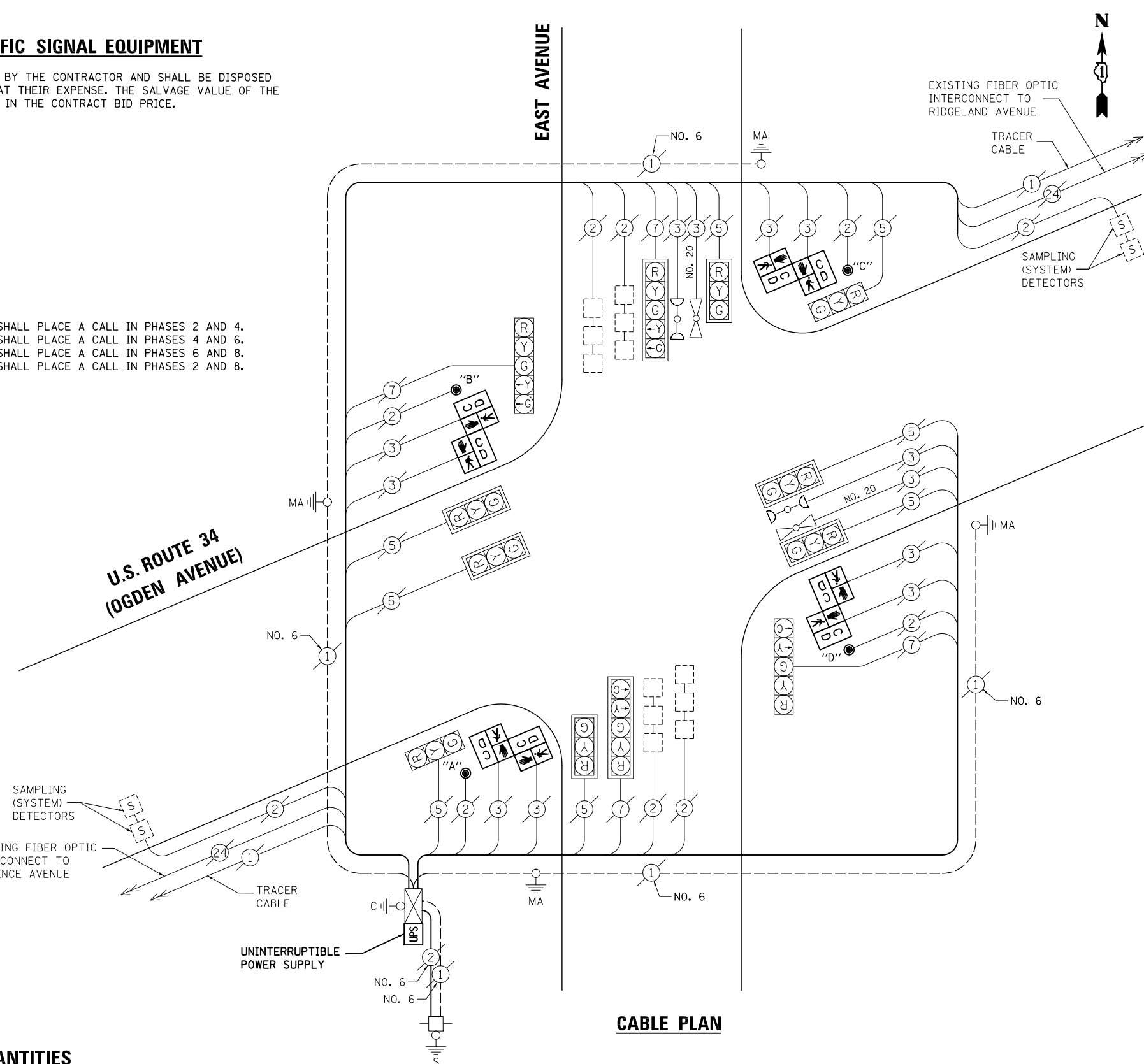
**EAST AVENUE**

**U.S. ROUTE 34 (OGDEN AVENUE)**

SAMPLING (SYSTEM) DETECTORS  
 EXISTING FIBER OPTIC INTERCONNECT TO CLARENCE AVENUE

UNINTERRUPTIBLE POWER SUPPLY

**CABLE PLAN**



**NOTE:**  
 THE TRAFFIC SIGNAL CONTROL EQUIPMENT FOR THIS PROJECT SHALL BE "EAGLE" TO MATCH THE EXISTING ADJACENT SYSTEM.

I.D.O.T TRAFFIC SIGNAL INSTALLATION ELECTRICAL SERVICE REQUIREMENTS					
TYPE	NO. LAMPS	WATTAGE		%OPERATION	TOTAL WATTAGE
		INCAND.	LED		
SIGNAL (RED)	12	135	17	0.50	102
(YELLOW)	12	135	25	0.25	75
(GREEN)	12	135	15	0.25	45
ARROW	8	135	12	0.10	9.6
PED. SIGNAL	8	90	25	1.00	200
CONTROLLER	1	100	100	1.00	100
ILLUM. SIGN		84	100	0.50	
FLASHER		135	25	0.50	
ENERGY COSTS TO: ILLINOIS DEPARTMENT OF TRANSPORTATION 201 WEST CENTER COURT SCHAUMBURG, IL 60196-1096					TOTAL = 531.6
ENERGY SUPPLY CONTACT:	X				
PHONE:	X				
COMPANY:	X				
FILE NAME = \MICROST\352108\05-5580.DGN	USER NAME = JGC	DESIGNED - BPT	REVISED -		
	PLOT SCALE = NOT TO SCALE	DRAWN - JGC/RDS	REVISED -		
	PLOT DATE = X	CHECKED - BPT	REVISED -		
		DATE - 12-04-13	REVISED -		

**STATE OF ILLINOIS DEPARTMENT OF TRANSPORTATION**

**SCHEDULE OF QUANTITIES, CABLE PLAN, PHASE DESIGNATION DIAGRAM AND EMERGENCY VEHICLE PREEMPTION U.S. ROUTE 34 (OGDEN AVENUE) AT EAST AVENUE**

SCALE: N.T.S. SHEET NO. OF SHEETS STA. TO STA.

PREPARED BY:  
**CEMCON, Ltd.**  
 Consulting Engineers, Land Surveyors & Planners  
 2280 White Oak Circle, Suite 100  
 Aurora, Illinois 60504-9675  
 Ph: 630.862.2100 Fax: 630.862.2199  
 E-Mail: cadd@cemcon.com Website: www.cemcon.com

F.A.P. RTE.	SECTION	COUNTY	TOTAL SHEETS	SHEET NO.
VAR.	2013-054TS	COOK	92	20

CONTRACT NO. 60X29  
 FED. ROAD DIST. NO. ILLINOIS FED. AID PROJECT

TS# 5580 BERWYN