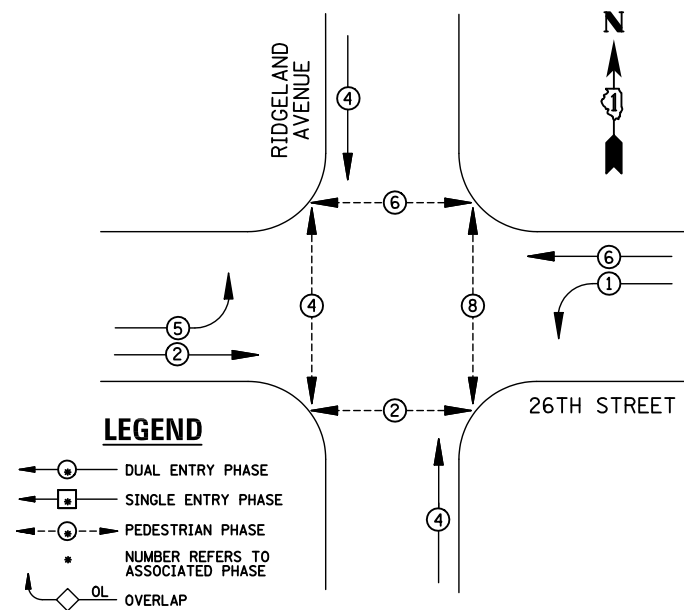
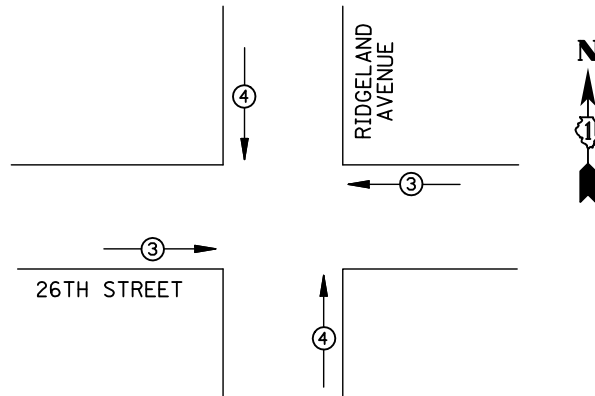


EXISTING CONTROLLER SEQUENCE



EXISTING PHASE DESIGNATION DIAGRAM



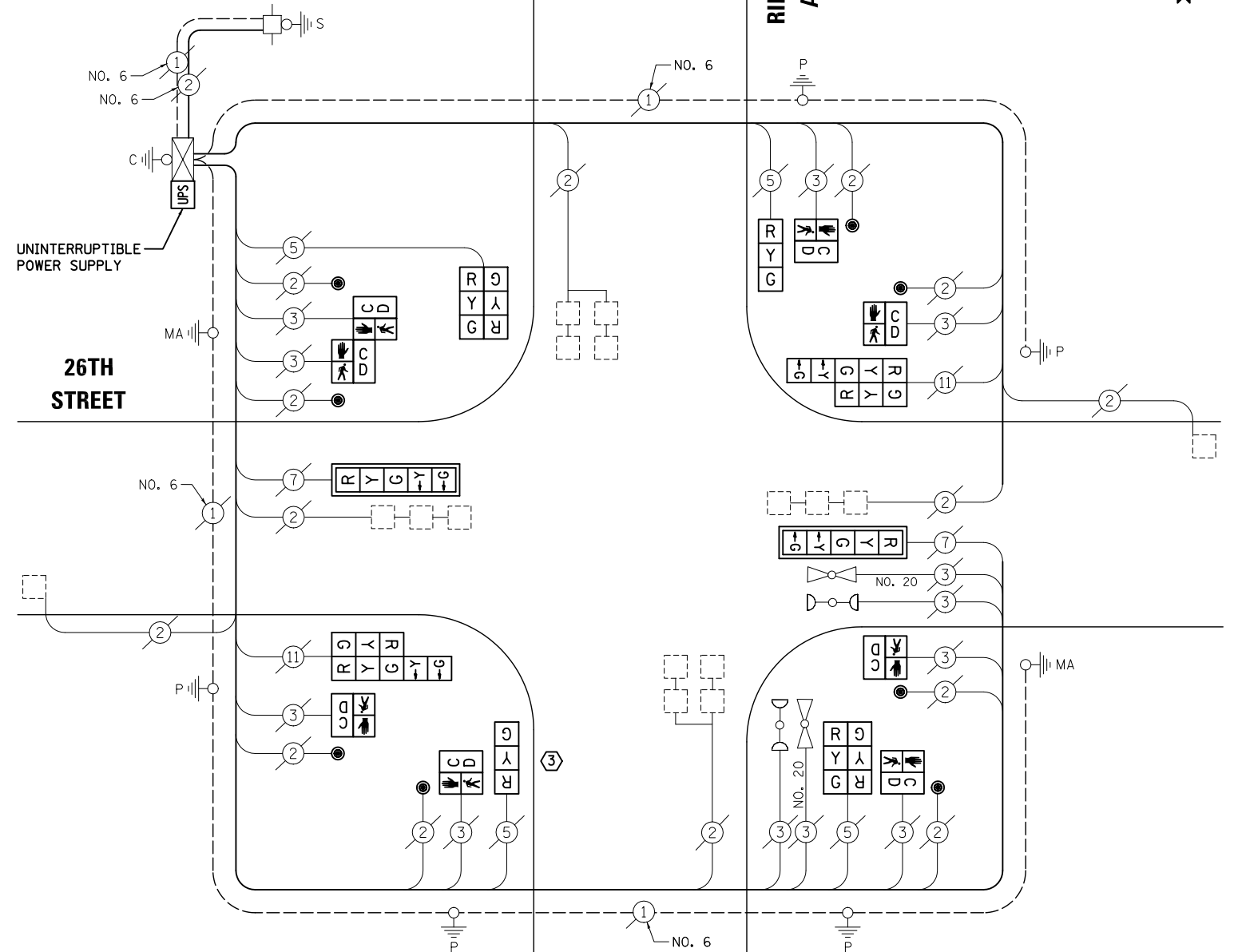
EMERGENCY VEHICLE PREEMPTORS			
EMERGENCY VEHICLE PREEMPTOR	3	4	
MOVEMENT	←→	↑↓	

EXISTING EMERGENCY VEHICLE PREEMPTION SEQUENCE

REMOVAL OF EXISTING TRAFFIC SIGNAL EQUIPMENT

THE FOLLOWING ITEMS SHALL BE REMOVED BY THE CONTRACTOR AND SHALL BE DISPOSED OF BY THEM OUTSIDE THE RIGHT-OF-WAY AT THEIR EXPENSE. THE SALVAGE VALUE OF THE REMOVED EQUIPMENT SHALL BE REFLECTED IN THE CONTRACT BID PRICE.

- 1 EACH TRAFFIC SIGNAL POST
- 8 EACH SIGNAL HEAD, 3-SECTION
- 4 EACH SIGNAL HEAD, 5-SECTION
- 2 EACH TRAFFIC SIGNAL BACKPLATE
- 8 EACH PEDESTRIAN SIGNAL HEAD
- 8 EACH PEDESTRIAN PUSH-BUTTON



CABLE PLAN

NOTE:
THE TRAFFIC SIGNAL CONTROL EQUIPMENT FOR THIS PROJECT SHALL BE "ECONOLITE" TO MATCH THE EXISTING ADJACENT SYSTEM.

③ REPLACE 16 FT. PAINTED POST, RE-USE EXISTING TYPE A CONCRETE FOUNDATION (SEE GENERAL NOTES)

SCHEDULE OF QUANTITIES

ITEM	UNIT	QUANTITY
MAINTENANCE OF EXISTING TRAFFIC SIGNAL INSTALLATION	EACH	1
TRAFFIC SIGNAL POST, GALVANIZED STEEL 16 FT.	EACH	1
SIGNAL HEAD, LED, 1-FACE, 3-SECTION, BRACKET MOUNTED	EACH	2
SIGNAL HEAD, LED, 1-FACE, 5-SECTION, MAST-ARM MOUNTED	EACH	2
SIGNAL HEAD, LED, 2-FACE, 3-SECTION, BRACKET MOUNTED	EACH	2
SIGNAL HEAD, LED, 2-FACE, 1-3 SECTION, 1-5 SECTION, BRACKET MOUNTED	EACH	2
PEDESTRIAN SIGNAL HEAD, LED, 1-FACE, BRACKET MOUNTED WITH COUNTDOWN TIMER	EACH	6
PEDESTRIAN SIGNAL HEAD, LED, 2-FACE, BRACKET MOUNTED WITH COUNTDOWN TIMER	EACH	1
TRAFFIC SIGNAL BACKPLATE, LOUVERED, ALUMINUM	EACH	2
PEDESTRIAN PUSH-BUTTON	EACH	8
MODIFY EXISTING CONTROLLER CABINET	EACH	1
REMOVE EXISTING TRAFFIC SIGNAL EQUIPMENT	EACH	1
UNINTERRUPTABLE POWER SUPPLY, SPECIAL	EACH	1

I.D.O.T TRAFFIC SIGNAL INSTALLATION ELECTRICAL SERVICE REQUIREMENTS					TOTAL WATTAGE
TYPE	NO. LAMPS	WATTAGE INCAND.	LED	%OPERATION	
SIGNAL (RED)	12	135	17	0.50	102
(YELLOW)	12	135	25	0.25	75
(GREEN)	12	135	15	0.25	45
ARROW	8	135	12	0.10	9.6
PED. SIGNAL	8	90	25	1.00	200
CONTROLLER	1	100	100	1.00	100
ILLUM. SIGN		84	100	0.50	
FLASHER		135	25	0.50	
ENERGY COSTS TO: ILLINOIS DEPARTMENT OF TRANSPORTATION 201 WEST CENTER COURT SCHAUMBURG, IL 60196-1096					TOTAL = 531.6
ENERGY SUPPLY	CONTACT: X				
	PHONE: X				
	COMPANY: X				
FILE NAME = MICROST\352108\ 15-3755.DGN	USER NAME = JGC	DESIGNED - BPT	REVISED -		
		DRAWN - JGC/RDS	REVISED -		
	PLOT SCALE = NOT TO SCALE	CHECKED - BPT	REVISED -		
	PLOT DATE = X	DATE - 12-04-13	REVISED -		

STATE OF ILLINOIS
DEPARTMENT OF TRANSPORTATION

SCHEDULE OF QUANTITIES, CABLE PLAN,
PHASE DESIGNATION DIAGRAM AND EMERGENCY VEHICLE PREEMPTION
26TH STREET AT RIDGELAND AVENUE

SCALE: N.T.S. SHEET NO. OF SHEETS STA. TO STA.

PREPARED BY:
CEMCON, Ltd.
Consulting Engineers, Land Surveyors & Planners
2280 White Oak Circle, Suite 100
Aurora, Illinois 60504-9675
Ph: 630.862.2100 Fax: 630.862.2199
E-Mail: cadd@cemcon.com Website: www.cemcon.com

F.A.P. RTE.	SECTION	COUNTY	TOTAL SHEETS	SHEET NO.
VAR.	2013-054TS	COOK	92	30

CONTRACT NO. 60X29
FED. ROAD DIST. NO. ILLINOIS FED. AID PROJECT

TS# 3755
BERWYN