STATE OF ILLINOIS
DEPARTMENT OF TRANSPORTATION

F.A.P. 729	(34Z-1) BR	VERMILION	84	55	SHEET NO. 10 33 SHEETS

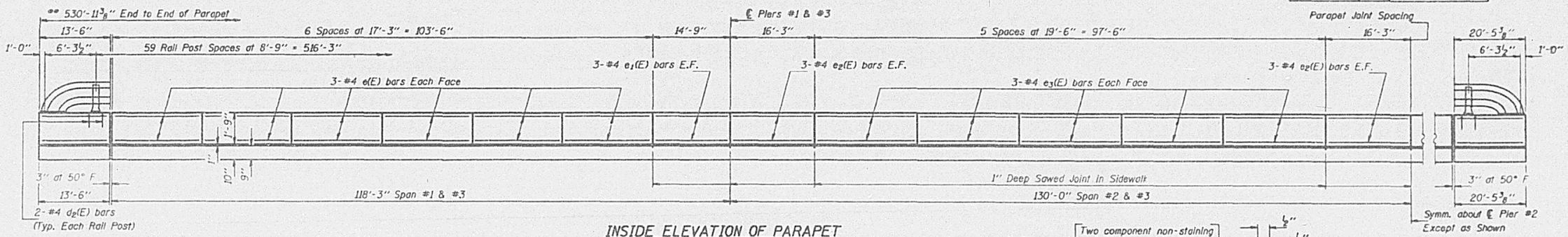

INSIDE ELEVATION OF PARAPET

(Looking North)

** Measured along inside face of Parapet.

Notes: See sheet #11 of 33 for Superstructure Details and Bill of Material.
See Sheet #12 & #13 of 33 for Sections at Abutments and Piers
See Sheet #5 of 33 for Bar Splicer Details.
Reinforcement bars designated (E) shall be epoxy coated.

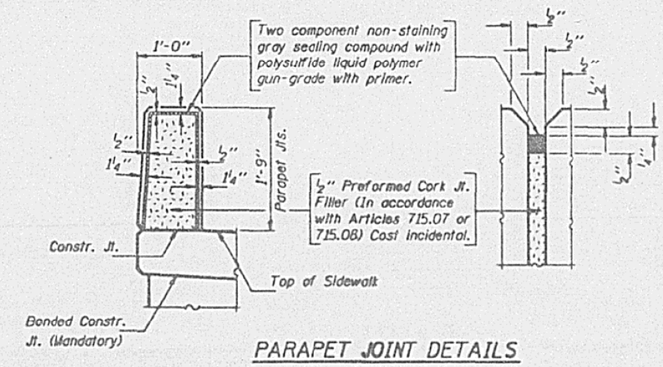

PARAPET JOINT DETAILS

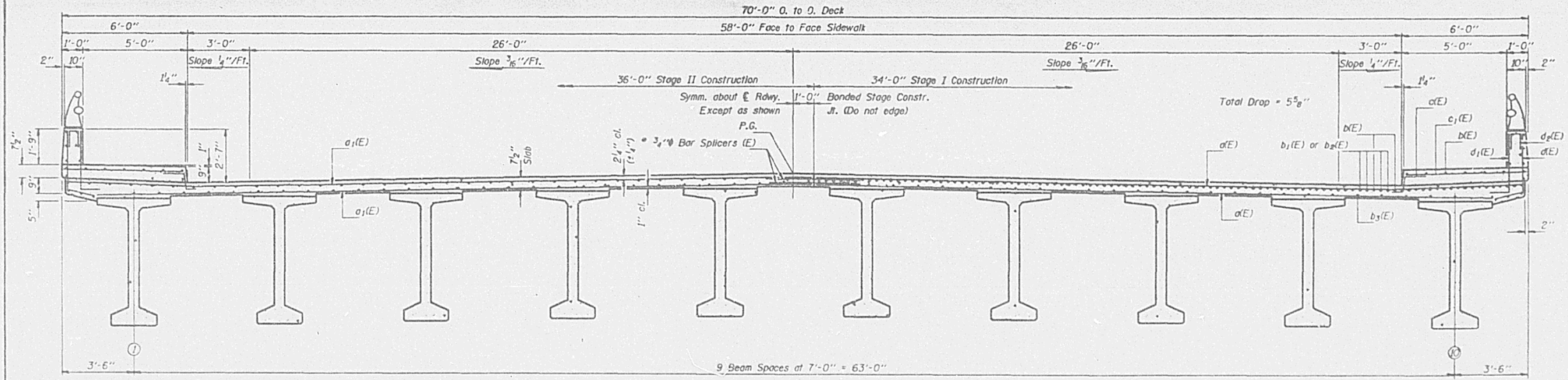

NEAR MIDSPAN

NEAR PIERS

CROSS SECTION

(Looking East)

* Bar Splicers (E) shall be tied with double the number of ties normally used.

DESIGNED	Steven Nezengard
CHECKED	G. R. Ahanchi
DRAWN	John F. Schneller Jr.
CHECKED	SPN

Feb. 18 1993

EXAMINED Iraj I. Kaspar — ENGINEER OF BRIDGE DESIGN

PASSED Ralph E. Anderson — ENGINEER OF BRIDGES AND STRUCTURES

APPROVED — DIRECTOR OF HIGHWAYS

SUPERSTRUCTURE DETAILS
F.A.P. RT. 729 SEC. (34Z-1)BR
VERMILION COUNTY
STA. 616+30.50

FILE NAME = c:\pw_work\pwidot\cearlockjd\d0299453\D570971-SHT-DETAILS.dgn	USER NAME = cearlockjd	DESIGNED -	REVISED -	STATE OF ILLINOIS DEPARTMENT OF TRANSPORTATION	AS BUILTS FOR INFORMATION ONLY	F.A.P RTE. 729	SECTION (34Z-1B) I-2	COUNTY VERMILION	TOTAL SHEETS 25	SHEET NO. 16
		DRAWN -	REVISED -					CONTRACT NO. 70971		
	PLOT SCALE = 40.0000 ' / in.	CHECKED -	REVISED -							
	PLOT DATE = 9/23/2013	DATE -	REVISED -		SCALE: SHEET OF SHEETS STA. TO STA.		ILLINOIS FED. AID PROJECT			