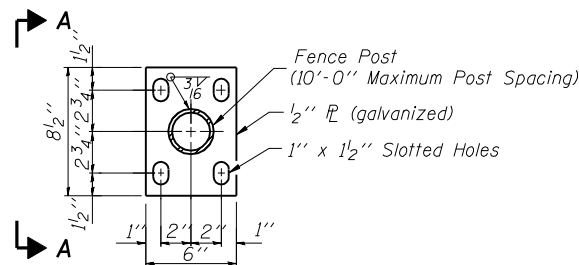
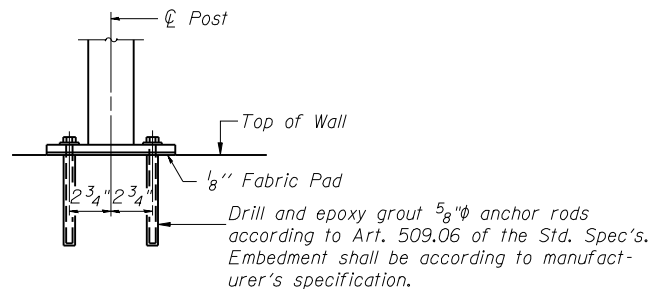


BASE PLATE - ELEVATION

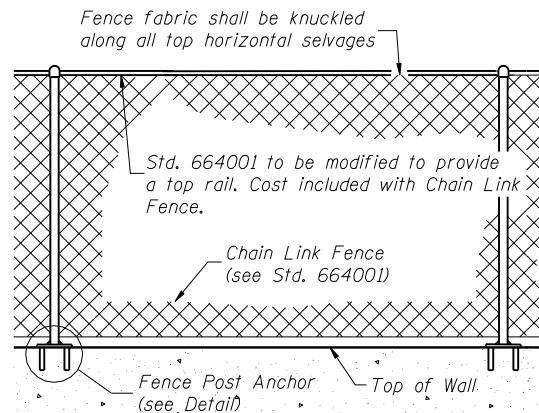


BASE PLATE - PLAN

FENCE POST ANCHORING DETAILS

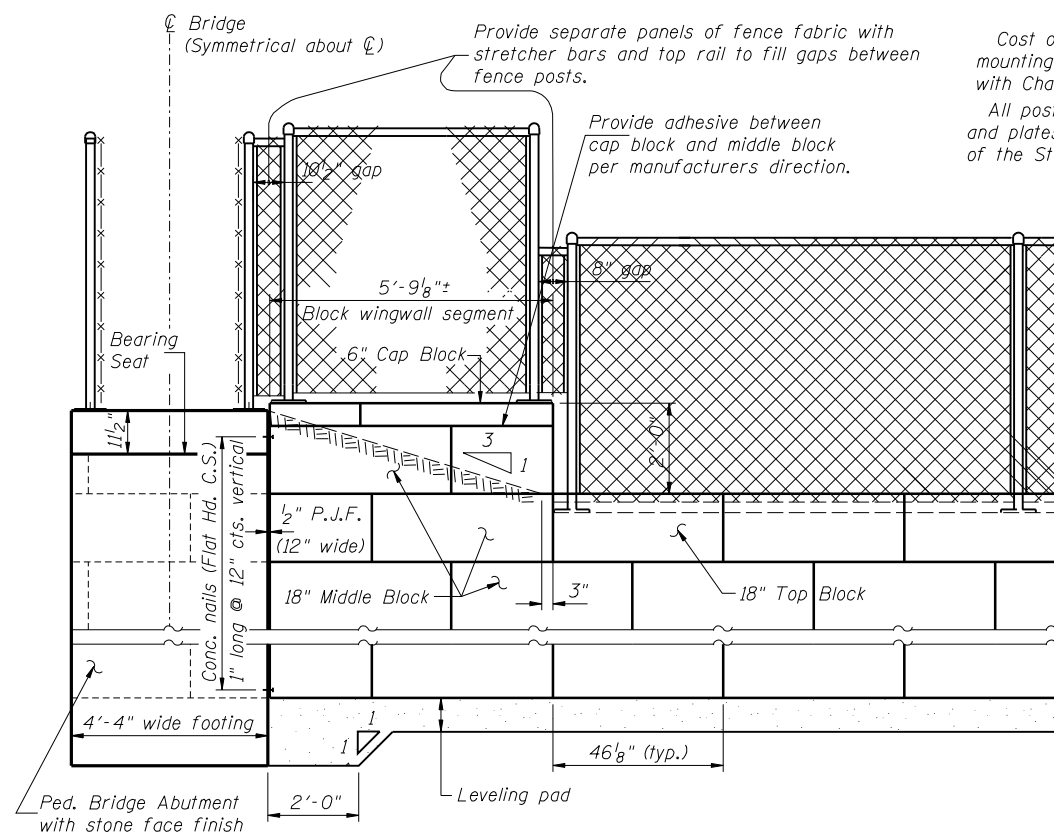


VIEW A-A



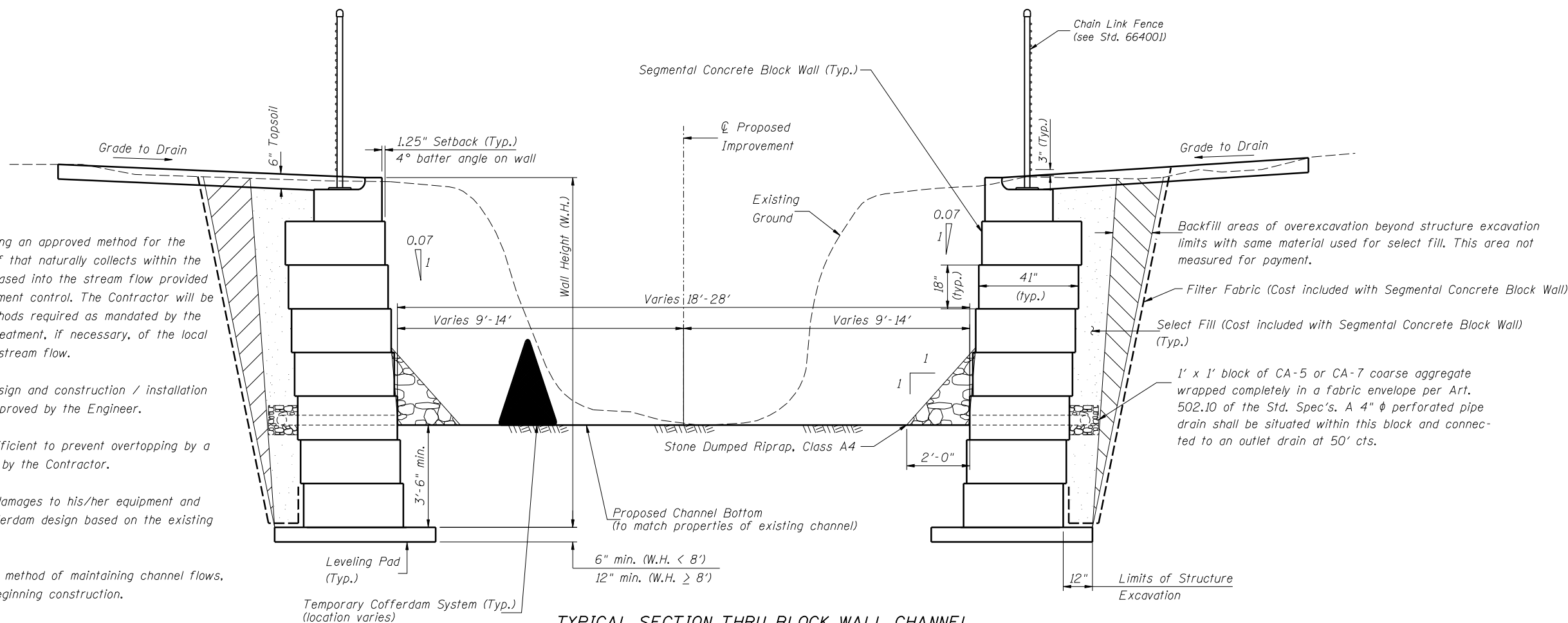
ELEVATION - CHAIN LINK FENCE

Note: Adjust spacing of posts to miss joints in block wall.



TYPICAL WALL DETAIL AT PEDESTRIAN BRIDGE ABUTMENTS

Notes
Cost of fence posts, anchor bolt assembly, and mounting hardware shall be considered included with Chain Link Fence 6'.
All posts, rails, fence elements, splices, anchor devices and plates shall be galvanized according to Art. 509.05 of the Std. Spec's.



TYPICAL SECTION THRU BLOCK WALL CHANNEL

Notes:
The Contractor is responsible for providing an approved method for the detention of local storm water and runoff that naturally collects within the coffered area. This water should be released into the stream flow provided it meets all permit requirements for sediment control. The Contractor will be responsible for providing any and all methods required as mandated by the existing or an amended permit for the treatment, if necessary, of the local drainage prior to the discharge into the stream flow.

The Contractor is responsible for the design and construction / installation of the selected cofferdam system, as Approved by the Engineer.

The height of the cofferdam shall be sufficient to prevent overtopping by a flood with a recurrence interval selected by the Contractor.

The Contractor shall assume all risk of damages to his/her equipment and the work caused by flooding for the cofferdam design based on the existing or an amended permit.

The Contractor shall submit his proposed method of maintaining channel flows, for approval by the Engineer, prior to beginning construction.

Backfill areas of overexcavation beyond structure excavation limits with same material used for select fill. This area not measured for payment.

Filter Fabric (Cost included with Segmental Concrete Block Wall)
Select Fill (Cost included with Segmental Concrete Block Wall) (Typ.)

1' x 1' block of CA-5 or CA-7 coarse aggregate wrapped completely in a fabric envelope per Art. 502.10 of the Std. Spec's. A 4" diameter perforated pipe drain shall be situated within this block and connected to an outlet drain at 50' cts.