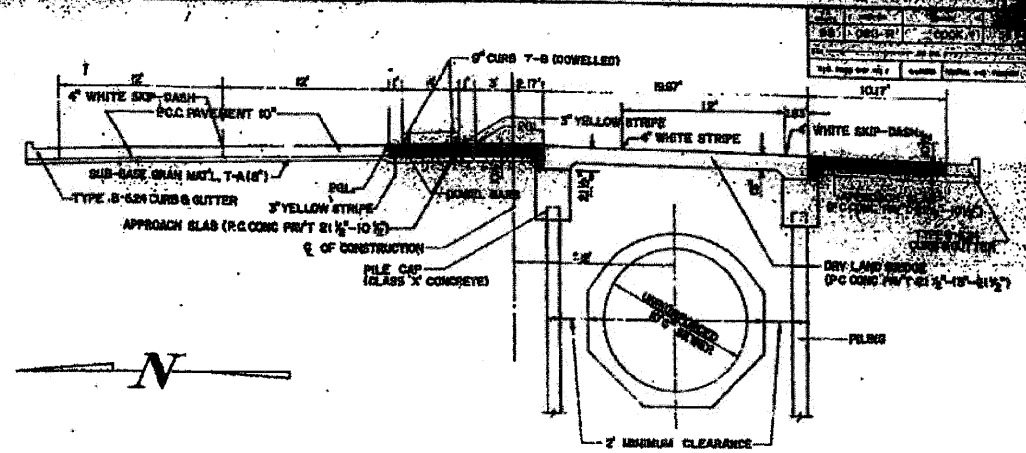


SECTION A-A



SECTION D-D

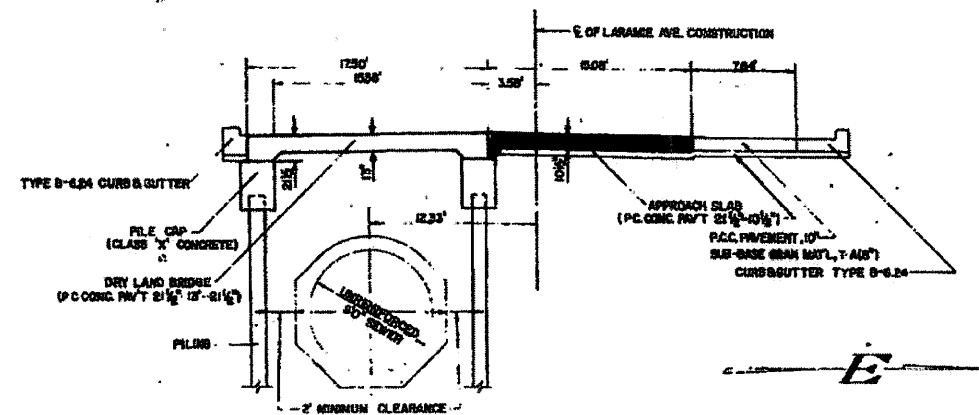
PILE DATA

	Sta. 129+20.00 to 132+60.36 Central Ave.	Sta. 150+85.34 to 154+76.50 Laramie Ave.
Type	Steel HP 10 x 42	HP 10 x 42
Capacity	45 Tons	45 Tons
Est. Length	43 Ft.	25 Ft.
No. Req'd	56	83
** Test Pile	1	3
* Pre-Core	18 Ft.	14 Ft.

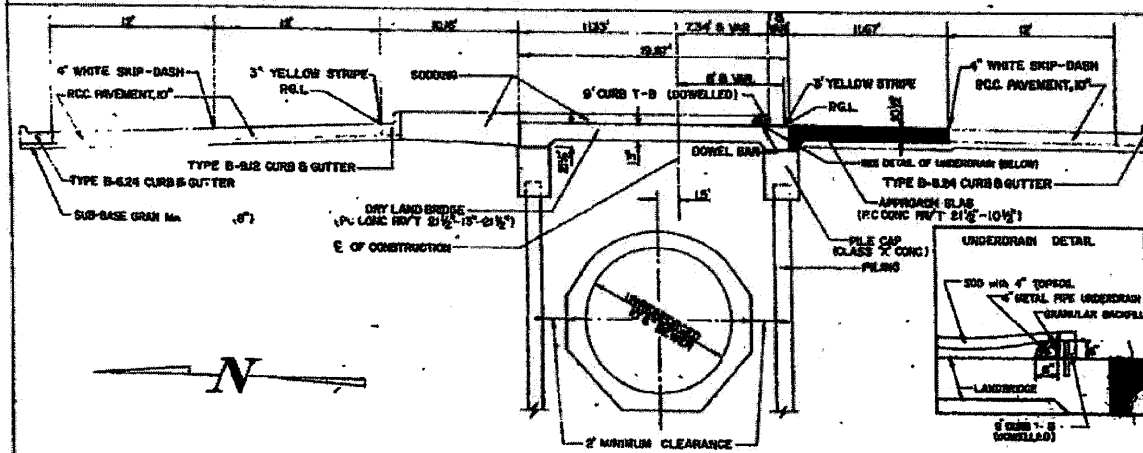
* These lengths are approximate. Piles shall be pre-cored thru the fill material or at least one (1) foot below the invert elevation of the sewer, which ever is deeper. Piles shall then be driven to the req'd capacity.

** In permanent location as directed by the Engineer.

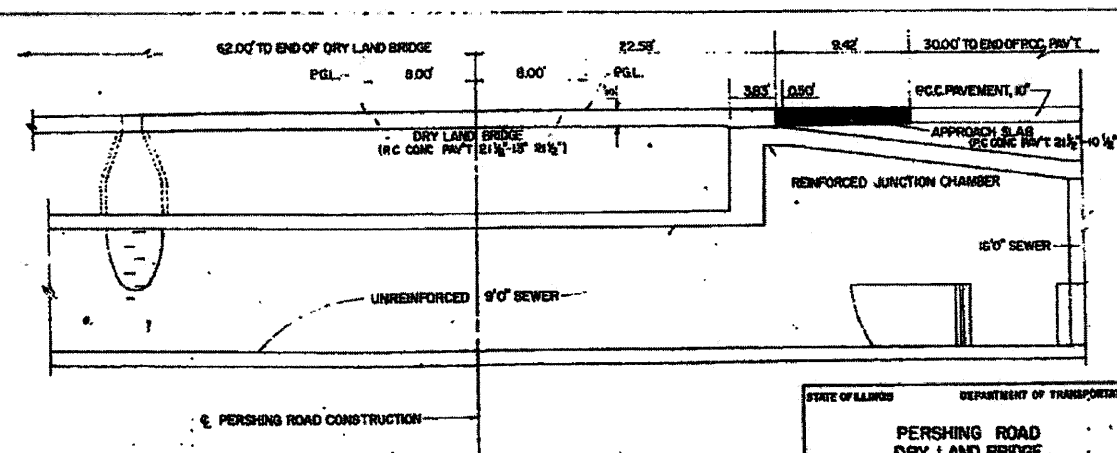
INFORMATION ONLY



SECTION E-E



SECTION C-C



SECTION F-F

STATE OF ILLINOIS DEPARTMENT OF TRANSPORTATION

**PERSHING ROAD
DRY LAND BRIDGE
SECTIONAL VIEWS**

SCALE 1"=5'
DATE _____ DRAWN BY: L.S.
CHECKED BY: J.M.

SHEET 23 OF 55

AS REVISED 8-30-78 L.W.

AS REVISED