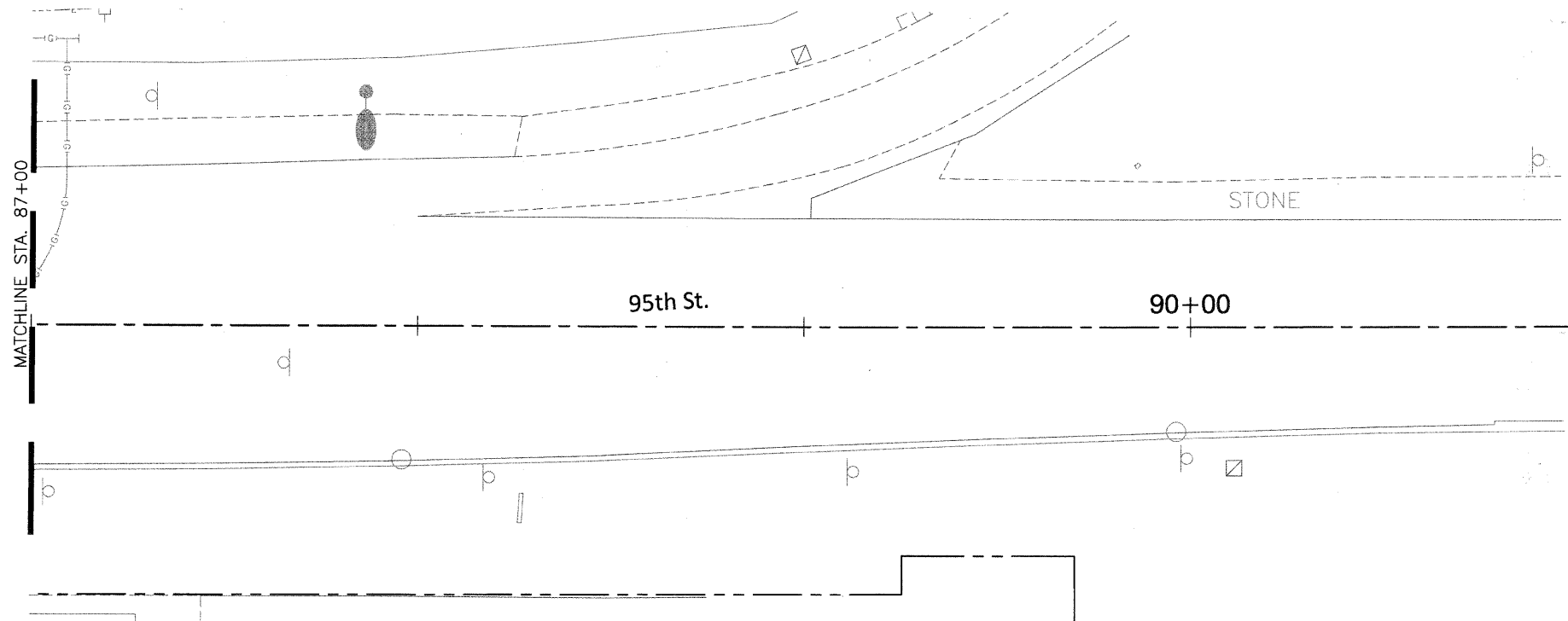


SECTION 1, TOWNSHIP 37, RANGE 12
SECTION 12, TOWNSHIP 37, RANGE 12



SIGNING PLAN NOTES:



1. REMOVE SIGN PANEL ASSEMBLY - TYPE A, REMOVE SIGN PANEL - TYPE 1, ORNAMENTAL STREET SIGN POST, COMPLETE, RETURN SIGN BLADES TO CITY PUBLIC WORKS. SEE DETAIL 6, SHEET 51, SPECIAL PROVISIONS AND SIGN SCHEDULE
2. REMOVE SIGN PANEL ASSEMBLY - TYPE A OR TYPE B, REMOVE SIGN PANEL- TYPE 1 OR TYPE 2, RELOCATE SIGN PANEL ASSEMBLY- TYPE A OR TYPE B, RELOCATE SIGN PANEL- TYPE 1 OR TYPE 2, SIGN POST (SPECIAL) - FURNISH AND INSTALL DECORATIVE POSTS FOR REGULATORY SIGNS. REPLACE ALL POSTS WITH DECORATIVE ROUND BLACK POZ-LOC POLES. ALL EXISTING SIGN PANELS TO BE REMOVED AND CLEANED, THEN TO HAVE BLACK 3M VINYL APPLIED TO THE BACK AND INSTALLED ON NEW POLES. SEE DETAIL 5, SHEET 51, THE SIGN SCHEDULE AND PLANS.
3. REMOVE SIGN PANEL - TYPE 1 OR TYPE 2, RELOCATE SIGN PANEL - TYPE 1 OR TYPE 2 SIGNS ATTACHED TO LIGHTPOLES AND TRAFFIC POSTS TO BE REMOVED, CLEANED AND THEN TO HAVE BLACK 3M VINYL APPLIED TO BACK, AND BE RE-ATTACHED USING NEW BLACK STAINLESS STEEL BANDING STRAPS AND HARDWARE. SEE DETAIL 5, SHEET 51, THE SIGN SCHEDULE AND PLANS.


CONSTRUCTION GENERAL NOTES:

A. CONTRACTOR SHALL TAKE ALL PRECAUTIONS NOT TO DAMAGE UTILITIES. ANY AND ALL DAMAGE WILL BE REPAIRED OR REPLACED BY THE CONTRACTOR AT NO ADDITIONAL EXPENSE TO THE OWNER. EXISTING UTILITIES SHOWN ON THE PLAN ARE FOR REFERENCE ONLY AND ARE NOT GUARANTEED TO BE ACCURATE OR COMPLETE. IT IS THE RESPONSIBILITY OF THE CONTRACTOR TO LOCATE AND VERIFY ALL UTILITIES WITHIN THE PROJECT LIMITS AND TO ADJUST ACCORDINGLY.

STREET SIGN LEGEND


*SEE SHEET 5 FOR SIGN SCHEDULE, NOTE WHEN MULTIPLE SIGNS ARE LISTED, THE FIRST LETTER IS THE UPPER MOUNTED SIGN

- J, EE  SIGN ON BLACK DECORATIVE POST, SEE NOTE 22 THIS SHEET, DETAIL 5 SHEET 51, AND THE SPECIAL PROVISIONS FOR ADDITIONAL INFORMATION
- R, JJ  SIGN MOUNTED ON WOOD POLE, TRAFFIC LIGHT POLE OR STREET LIGHT POLE, SEE NOTE 23 THIS SHEET, DETAIL 5 SHEET 51, AND THE SPECIAL PROVISIONS FOR ADDITIONAL INFORMATION



* SITE SURVEY PROVIDED BY:
ROBINSON ENGINEERING, INC.
17000 South Park Avenue
South Holland, Illinois 60473
(708) 331-6700

* SEE ALSO CONSTRUCTION PLAN SHEETS 20-33 AND GENERAL NOTES SHEET 3

FILE NAME = pfl_signing plan - IDOT P33 	USER NAME =	DESIGNED -- BCL	REVISED --	STATE OF ILLINOIS DEPARTMENT OF TRANSPORTATION	SIGNING PLAN	F.A.P. RTE.	SECTION	COUNTY	TOTAL SHEETS	SHEET NO.
	CHECKED -- KLG	REVISED --	29			09-00056-00-LS	COOK	62	33N	
	PLOT SCALE = 1"=20'	DRAWN -- BCL/RJA	REVISED --			CONTRACT NO. 63311				
	PLOT DATE = 12/17/2009	CHECKED -- KLG/LMV	REVISED --			FED. ROAD DIST. NO. 1 ILLINOIS FED. AID PROJECT ARA-9003(343)				
SCALE: 1"=20' SHEET NO. 33N OF 62 SHEETS STA. 87+00 TO STA. 91+00										