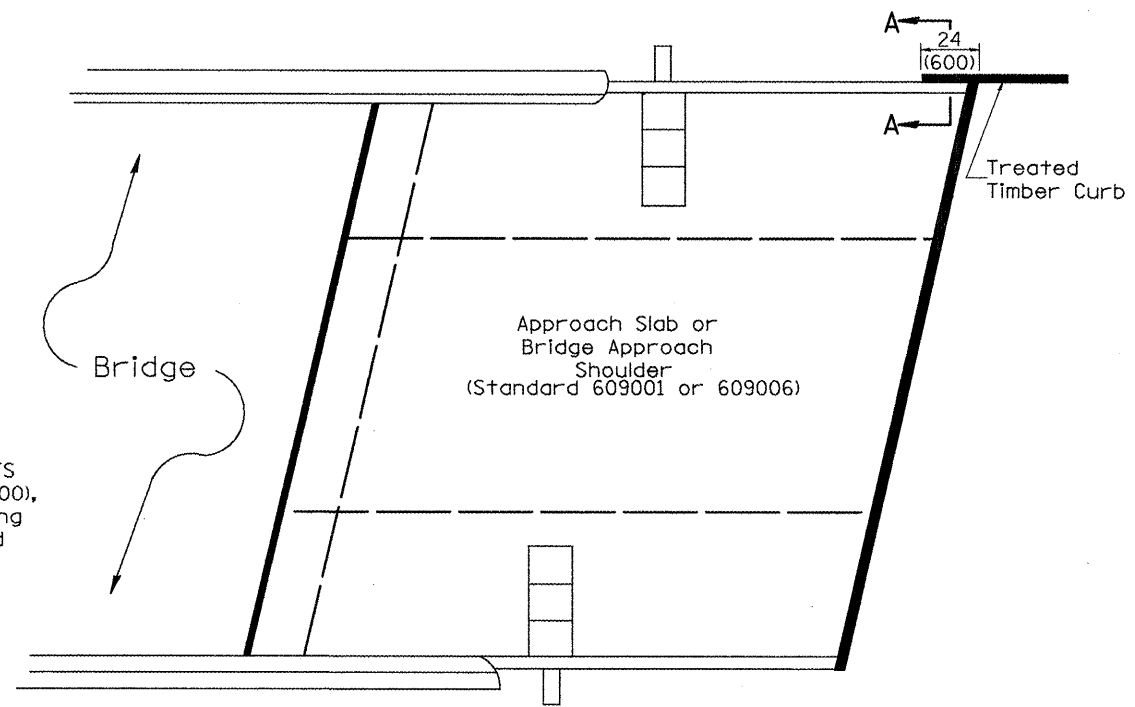


SPLICE LOCATED AT GUARDRAIL POST
1/2(M12) galvanized U-bolt with
nut & washer

DETAIL A

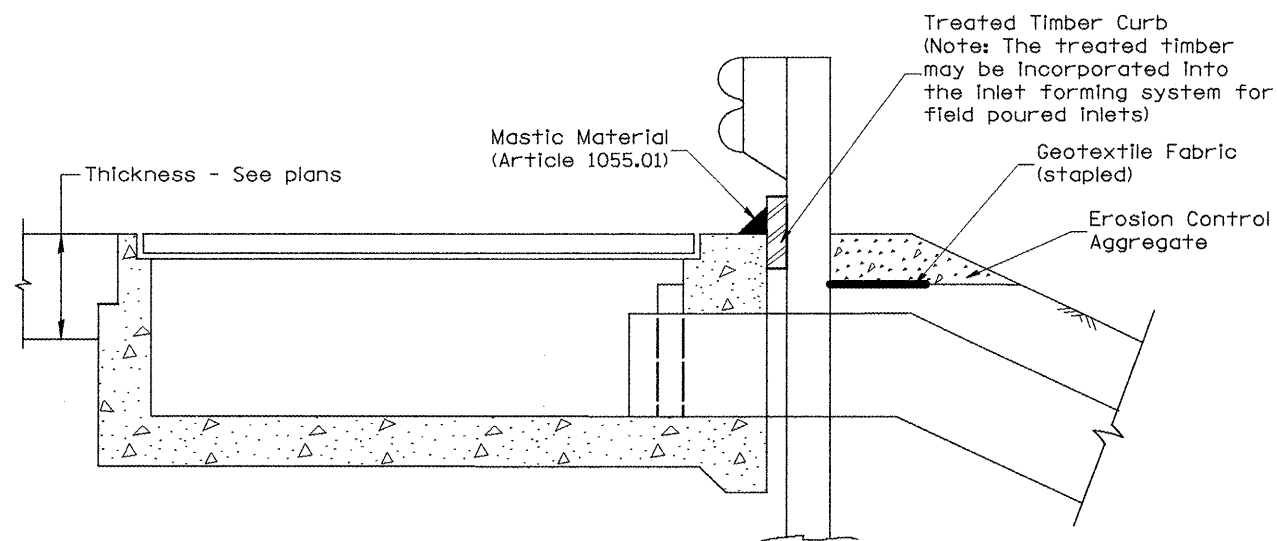
(Typical Treated Timber Splices)

SPLICE LOCATED BETWEEN GUARDRAIL POSTS
treated timber splice plate 2x12 (50x300),
actual size 1 1/2x1 1/2 (40x290), 24(600) long
with 8 evenly spaced 1/2(M12) galvanized
bolts with nuts & washers.

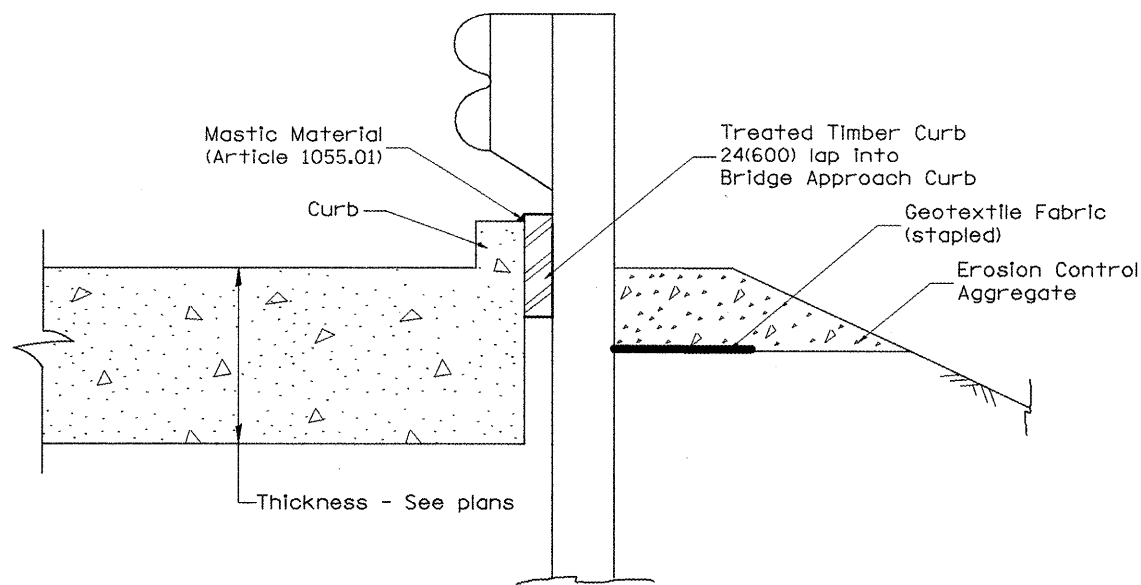


PLAN VIEW

APPROACH SLAB OR BRIDGE APPROACH SHOULDER
(STANDARD 609001 or 609006)



**TYPICAL SECTION WITH EROSION CONTROL CURB
AT INLETS TYPE E & F (STANDARD 610001)**



SECTION A-A
TYPICAL SECTION WITH EROSION CONTROL CURB
AT BRIDGE APPROACH CURB
(STANDARD 609001 OR 609006)

All dimensions are in inches (millimeters)
unless otherwise noted.

--	--	--	--	--	--	--	--	--	--

STATE OF ILLINOIS
DEPARTMENT OF TRANSPORTATION

GUARDRAIL EROSION CONTROL TREATMENTS
SHT. 2 OF 2
CADD STD. 630101-D4
NOT TO SCALE

F.A.S. RTE.	SECTION	COUNTY	TOTAL SHEETS	SHEET NO.
2400	106RS-2; 107RS-4; 108RS-3	KNOX	29	27
FED. ROAD DIST. NO.			ILLINOIS FED. AID PROJECT	
			CONTRACT NO. 68472	