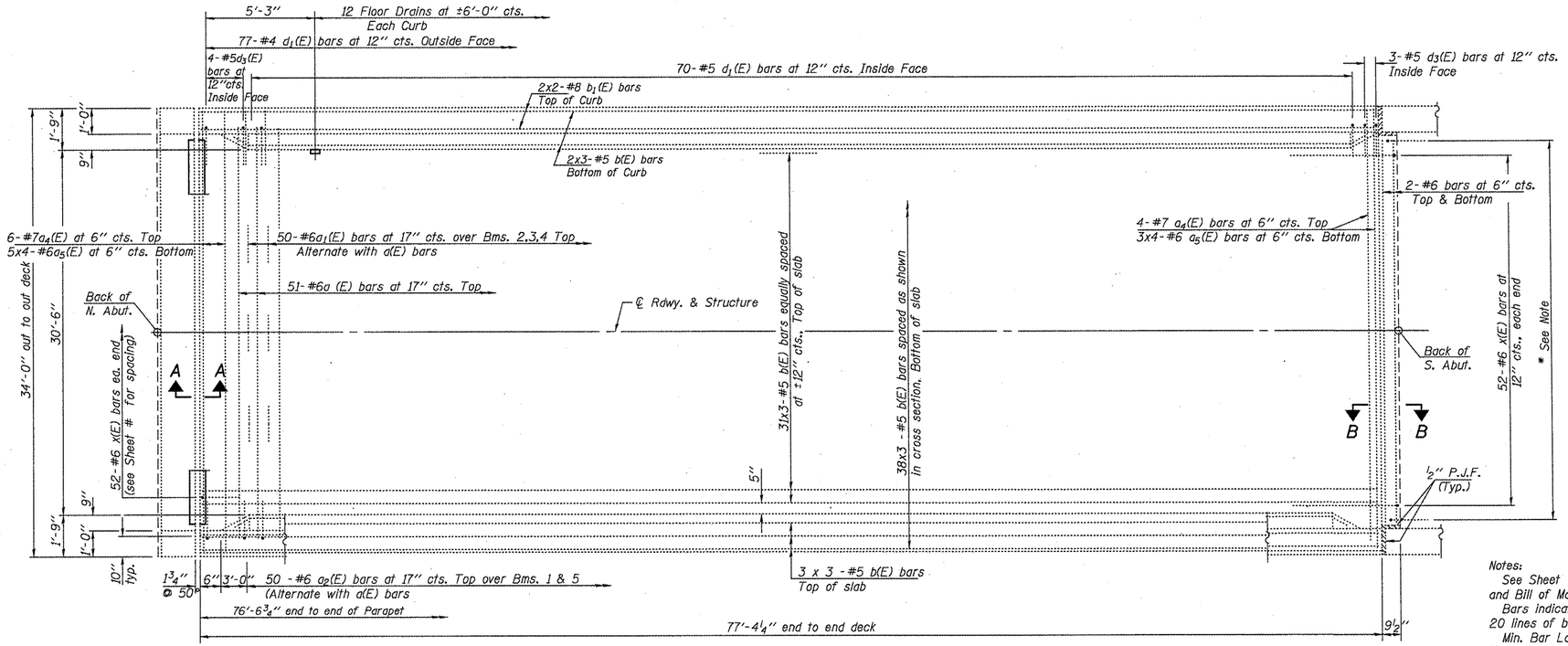

PLAN

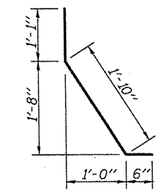

BAR d1(E)

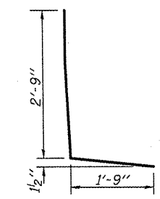

BAR d(E)

Notes:
See Sheet of for superstructure details and Bill of Material.
Bars indicated thus 20 x 3-#5 etc. indicates 20 lines of bars with 3 lengths per line.
Min. Bar Laps = 24 Dia.
* 35-Bar Splicers (E) at ±12" cts. for #5 b(E) bars, each end shall be incorporated into new joint assembly

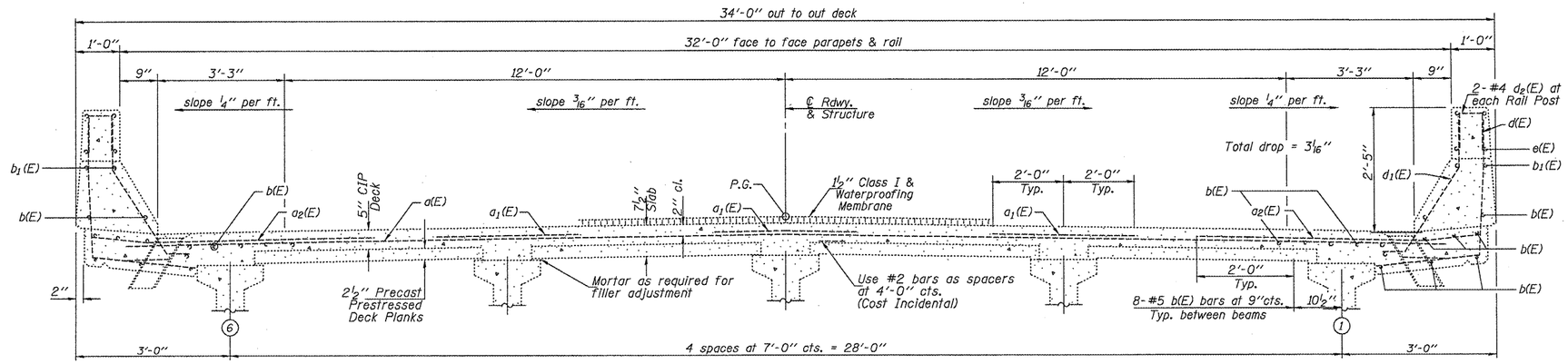

CROSS SECTION
(Looking North)

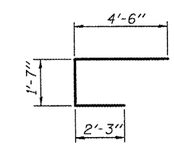

BAR x(E)

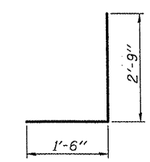

BAR d3(E)

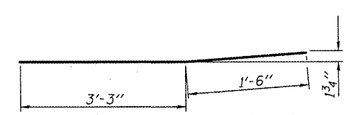

BAR a2(E)

FOR INFORMATION ONLY

SN. 102-0041 IL.117 ovr
MILL CRK. S. of US24

FILE NAME = $FILEL$	USER NAME = $USER$	DESIGNED - CEJ	REVISED -	STATE OF ILLINOIS DEPARTMENT OF TRANSPORTATION	EXISTING CROSS SECTIONS	RTE.	SECTION	COUNTY	TOTAL SHEETS / SHEET NO.
		DRAWN - CEJ	REVISED -			702	(114BR-1)I	WOODFORD	23 / 9
	PLOT SCALE = $SCALE$	CHECKED -	REVISED -			MISC. BRIDGE REPAIRS		CONTRACT NO. 68928	
	PLOT DATE = $DATE$	DATE - 07/21/2009	REVISED -		SCALE: SHEET NO. OF SHEETS STA. TO STA.	FED. ROAD DIST. NO. 4	ILLINOIS	FED. AID PROJECT	

S:\GEN\DRAFT\STD&PLNS\SQUADIA\BRIDGE CONTRACTS\JOINTS\JOINTS\Joints w-Overlay\68928 SN102-0041\IL.117ovr-MillCrk.dgn