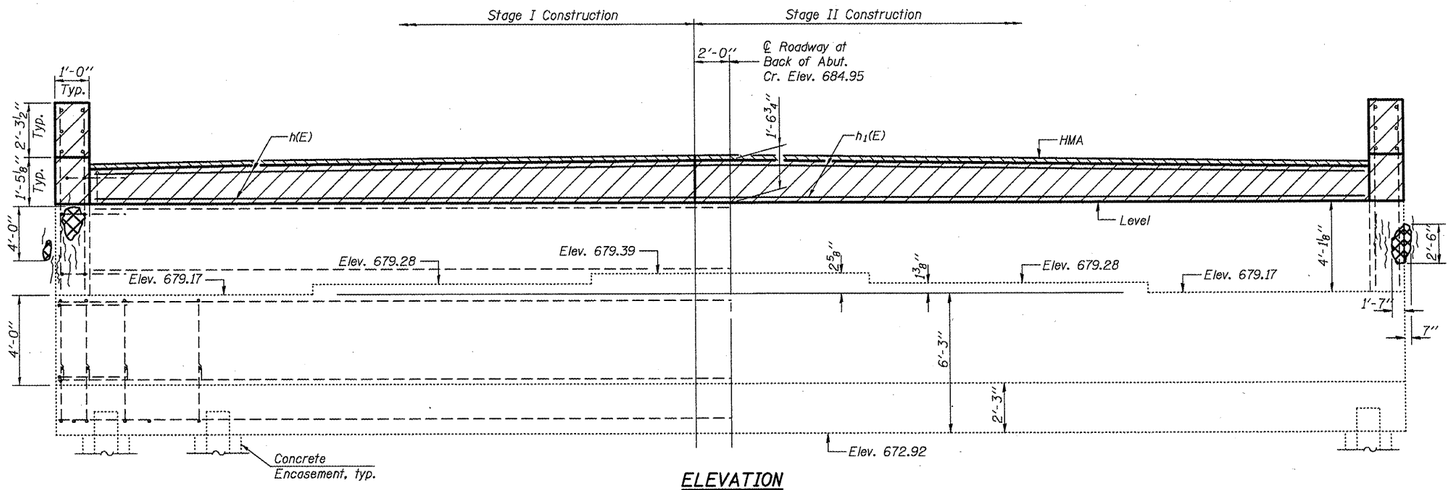

ELEVATION

(North Abutment, Looking North)

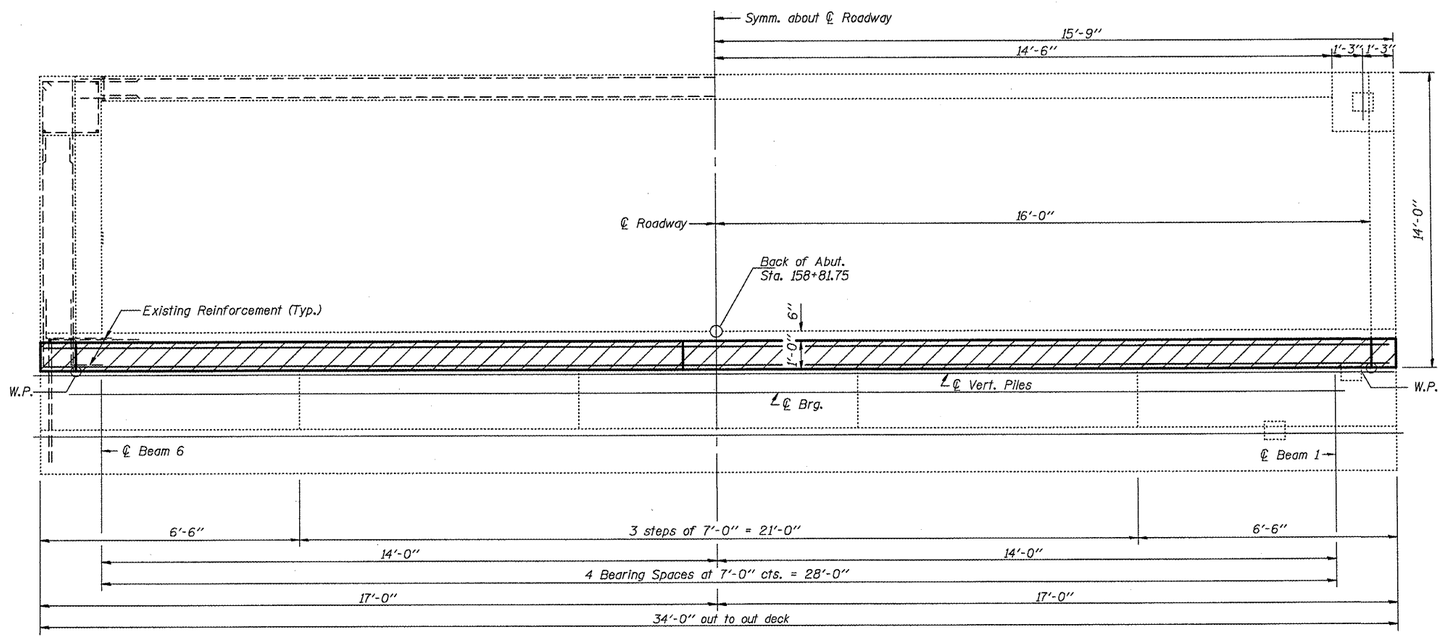

PLAN

(North Abutment)

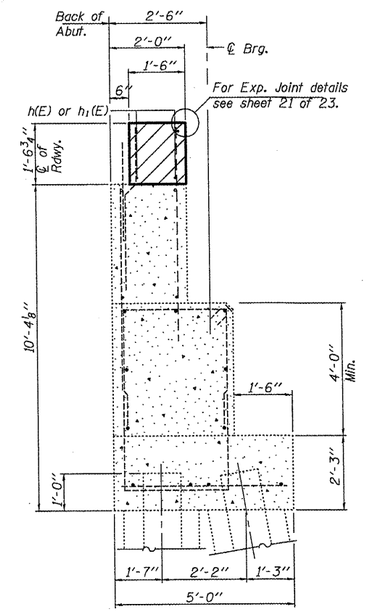

SECTION THRU ABUT.

(North Abutment)

Delaminated Concrete Area

NOTE
Hatched areas indicate Concrete Removal and Concrete Superstructure.
Cross hatched areas indicate delaminated backwall concrete and Structural Repair of Concrete.
When it is necessary to temporarily relocate fencing items at abutment corners, they shall be reinstalled as found at start of work. Any damaged items shall be replaced at Contractors expense. Costs shall be incidental to STRUCTURAL REPAIR OF CONCRETE.

BILL OF MATERIAL

ITEM	UNIT	QUANTITY
Structural Repair of Concrete (Depth Equal To or Less Than 5")	Sq. Ft.	18

SN. 102-0041 IL.117 ovr
MILL CRK. S. of US24

FILE NAME = ⊕FILEL⊕	USER NAME = ⊕USER⊕	DESIGNED - CEJ	REVISED -
		DRAWN - CEJ	REVISED -
	PLOT SCALE = ⊕SCALE⊕	CHECKED -	REVISED -
	PLOT DATE = ⊕DATE⊕	DATE - 08/31/2009	REVISED -

STATE OF ILLINOIS
DEPARTMENT OF TRANSPORTATION

STRUCTURAL CONCRETE REPAIR DETAIL

SCALE: | SHEET NO. OF SHEETS | STA. TO STA.

RTE.	SECTION	COUNTY	TOTAL SHEETS	SHEET NO.
702	(114BR-1)I	WOODFORD	23	19
MISC. BRIDGE REPAIRS		CONTRACT NO. 68928		
FED. ROAD DIST. NO. 4	ILLINOIS	FED. AID PROJECT		

S:\DGN\DRAFT\STDMPLNS\SGU\014\BRIDGE CONTRACTS\JOINTS\JOINTS\Joints w-Overlay\B9928 SN102-0041\IL117ovr-M110C4-dgn