
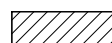


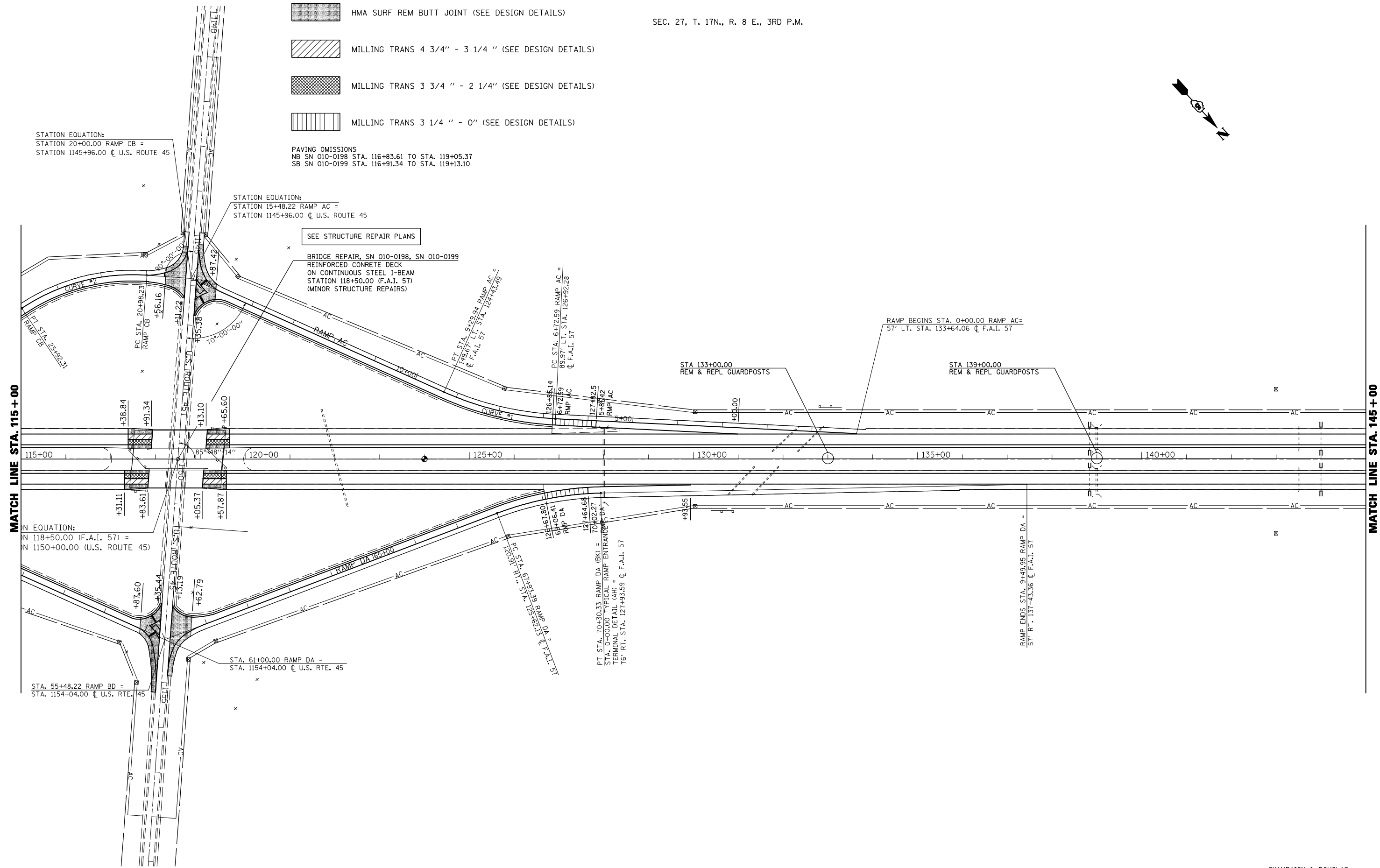


-  HMA SURF REM BUTT JOINT (SEE DESIGN DETAILS)
-  MILLING TRANS 4 3/4" - 3 1/4" (SEE DESIGN DETAILS)
-  MILLING TRANS 3 3/4" - 2 1/4" (SEE DESIGN DETAILS)
-  MILLING TRANS 3 1/4" - 0" (SEE DESIGN DETAILS)

PAVING OMISSIONS
 NB SN 010-0198 STA. 116+83.61 TO STA. 119+05.37
 SB SN 010-0199 STA. 116+91.34 TO STA. 119+13.10



MATCH LINE STA. 115 + 00

MATCH LINE STA. 145 + 00

*CHAMPAIGN & DOUGLAS

FILE NAME =	USER NAME = shererjm	DESIGNED - JMS	REVISED -	STATE OF ILLINOIS DEPARTMENT OF TRANSPORTATION	PLAN VIEW	F.A.I. RTE. =	SECTION	COUNTY	TOTAL SHEETS	SHEET NO.	
ce:\pwwork\pwwork\SHERRERJM\d0134546\d570251-shr-plan.100.dgn	PLOT SCALE = 200.0000' / IN.	DRAWN - JMS	REVISED -			57	(21-28,21-10-29,10-30)RS-1	*	115	59	
	PLOT DATE = 12/3/2009	CHECKED -	REVISED -			CONTRACT NO. 70251					
		DATE - 110309	REVISED -			ILLINOIS FED. AID PROJECT					
				SCALE: 1" = 100'		SHEET NO. 15 OF 22 SHEETS		STA. 115+00.00 TO STA. 145+00.00			