




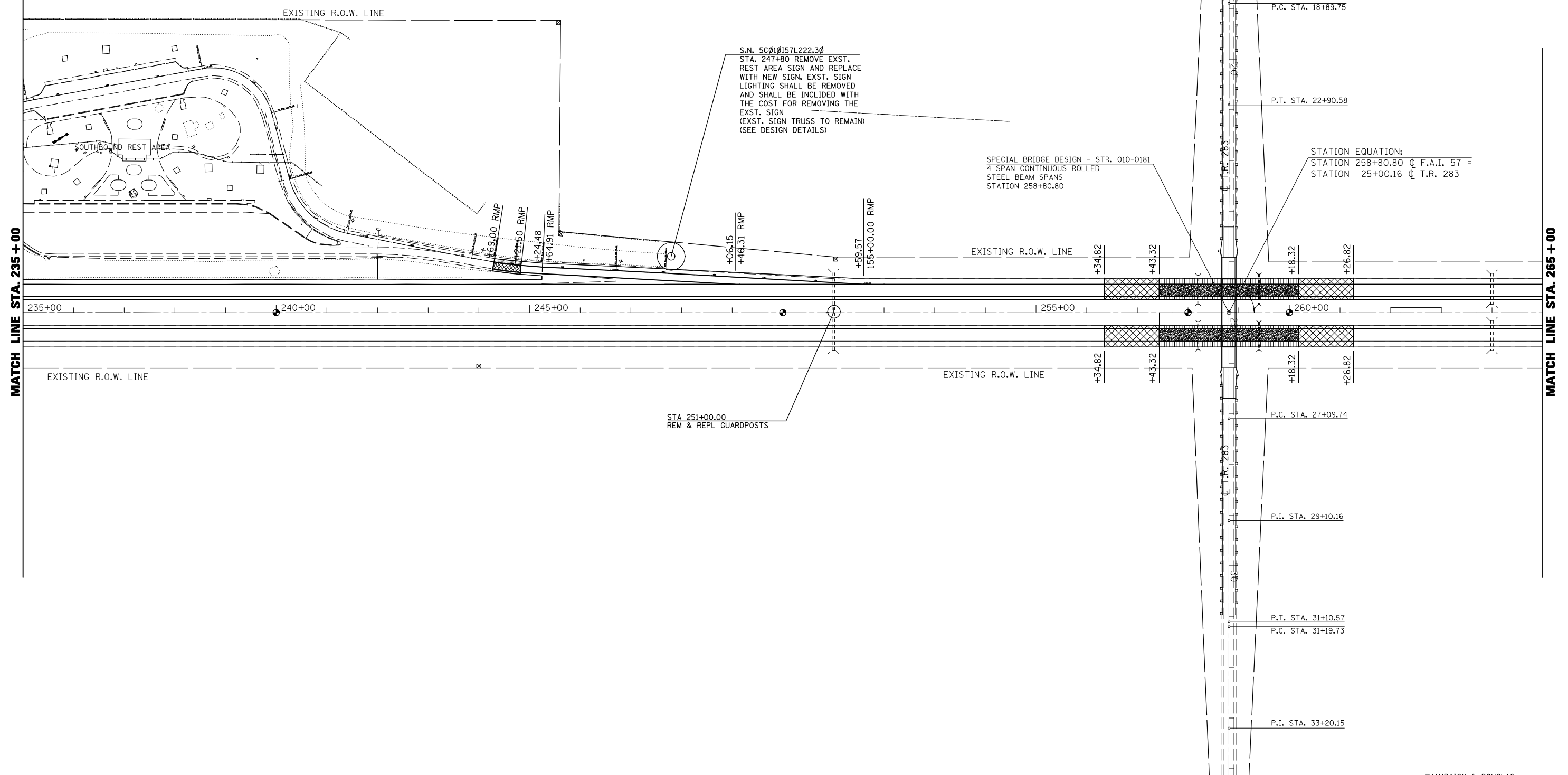


-  HMA SURF REM BUTT JOINT (SEE DESIGN DETAILS)
-  MILLING TRANS 3/4" - 5" (SEE DESIGN DETAILS)
-  MILLING/PAVING TRANS AREA (SEE DESIGN DETAILS)
-  HMA SURF REM 1/2" (SEE DESIGN DETAILS)
-  CLASS B PATCH T4 10" (SEE DESIGN DETAILS)

UPON COMPLETION OF THE PROJECT, THE VERTICAL CLEARANCES OF ALL AFFECTED OVERHEAD STRUCTURES SHALL BE VERIFIED AND REPORTED TO THE BUREAU OF OPERATIONS BY THE RESIDENT ENGINEER.



FILE NAME =	USER NAME = shererjm	DESIGNED - JMS	REVISED -
ct:\pw\work\PWIDOT\SHERERJM\d0134546\d570251-shr-plan_100.dgn		DRAWN - JMS	REVISED -
	PLOT SCALE = 200.0000' / IN.	CHECKED -	REVISED -
	PLOT DATE = 12/15/2009	DATE - 110309	REVISED -

**STATE OF ILLINOIS
DEPARTMENT OF TRANSPORTATION**

PLAN VIEW

SCALE: SHEET NO. 19 OF 22 SHEETS STA. 235+00.00 TO STA. 265+00.00

F.A.I. RTE.	SECTION	COUNTY	TOTAL SHEETS	SHEET NO.
57	(21-28,21-10-29,10-30)RS-1	*	115	63
CONTRACT NO. 70251				
ILLINOIS FED. AID PROJECT				

*CHAMPAIGN & DOUGLAS