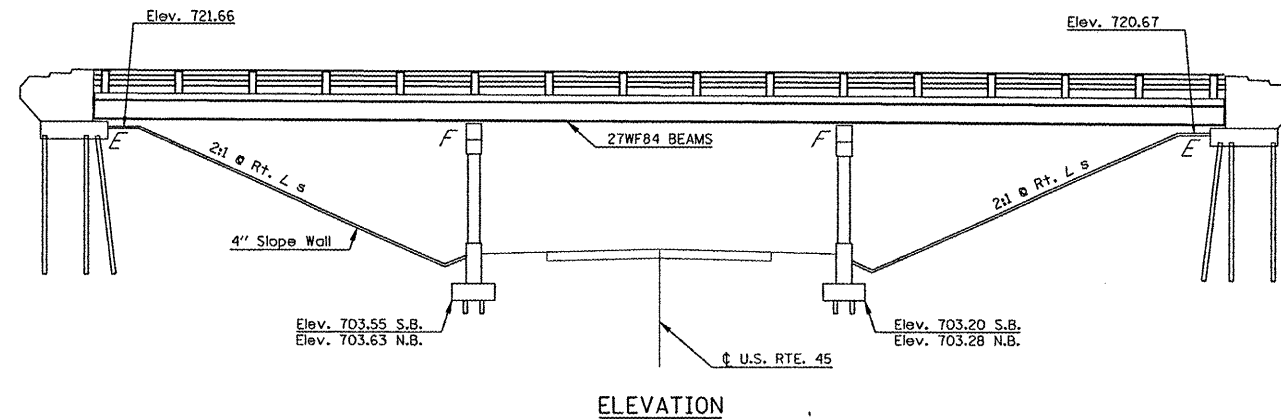
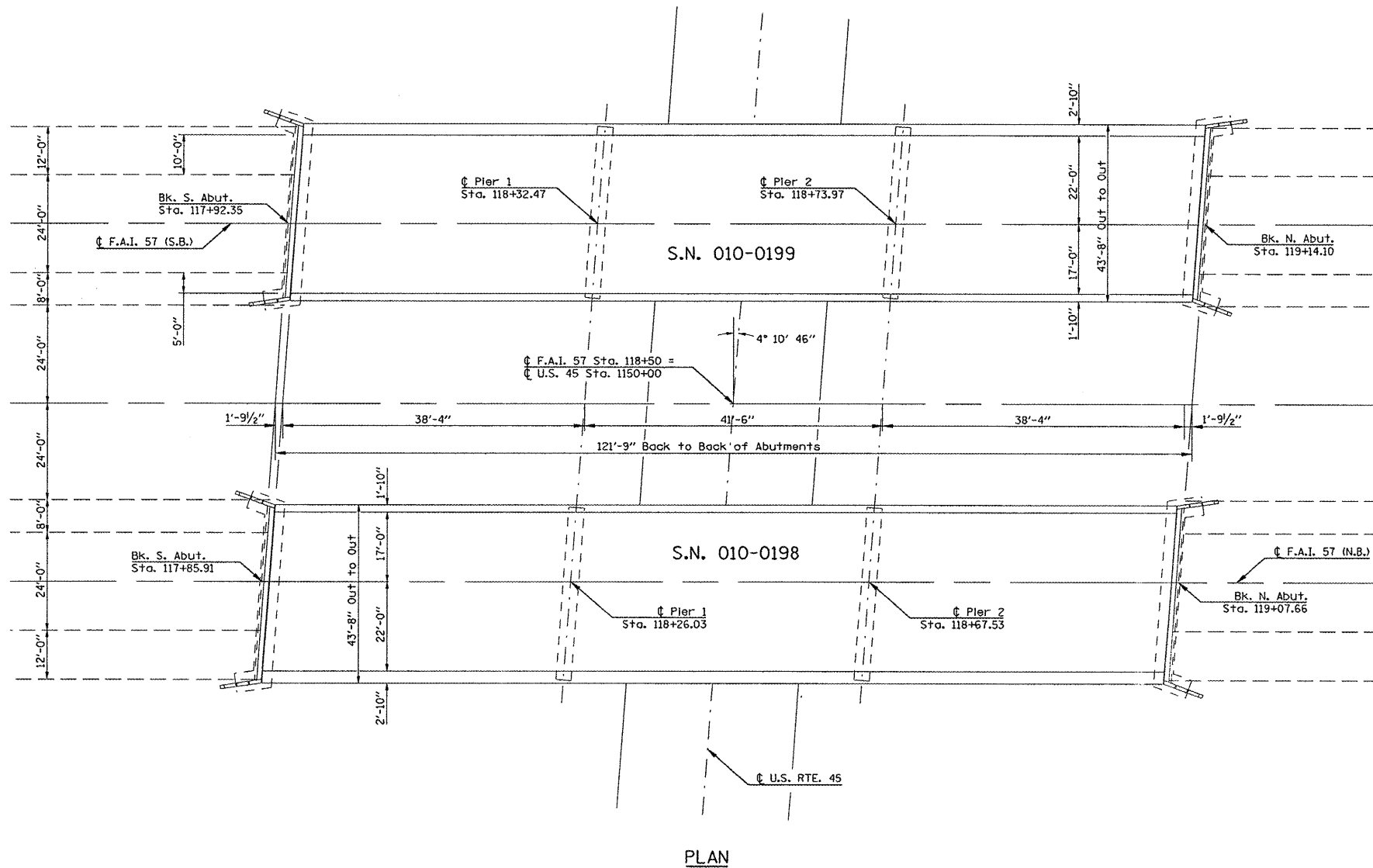
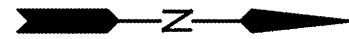


GENERAL PLAN & ELEVATION

S.N. 010-0198 & 010-0199



ELEVATION



PLAN

THE EXISTING DUAL MAINLINE STRUCTURES WERE BUILT IN 1963 BY THE STATE OF ILLINOIS AS F.A.I. ROUTE 57, SECTION 10-30 HB AT STATION 118+50 IN CHAMPAIGN COUNTY. THE STRUCTURES WERE REHABILITATED WITH FULL AND PARTIAL-DEPTH PATCHING, SHEAR STUD CONNECTORS, 1/4" HYDRO-SCARIFICATION, A MICROSILICA CONCRETE WEARING SURFACE AND PREFORMED JOINT SEALS IN 1990 WITH F.A.I. ROUTE 57, SECTION (21-28,21,10-29,10-30)RS.

THE SUPERSTRUCTURE CONSISTS OF A 7" R.C. SLAB WITH A 2" MICROSILICA CONCRETE WEARING SURFACE AND SEVEN 27WF84 BEAMS SUPPORTED BY TWO PIERS ON SPREAD FOOTINGS AND STUB ABUTMENTS ON CONCRETE PILES. THE STRUCTURE MEASURES 121'-9" FROM BACK TO BACK OF ABUTMENT. THE DECK HAS A CLEAR WIDTH OF 39'-0" AND AN OUT-TO-OUT WIDTH OF 43'-8".

METHOD OF CONSTRUCTION: STAGE CONSTRUCTION

SEE PROPOSED IMPROVEMENTS ON THIS SHEET.

PROPOSED WORK

1. REPAIR IMPACT DAMAGE ON EAST FASCIA BEAM, S.N. 010-0198.
2. REPLACE PREFORMED JOINT SEALS WITH SILICONE JOINT SEALER.
3. REPLACE EXISTING ROCKERS WITH ELASTOMERIC BEARINGS.

TOTAL BILL OF MATERIALS (TWO STRUCTURES)

Item	Unit	Super.	Sub.	Total
BEAM STRAIGHTENING	L SUM	1.0	--	1.0
JACK AND REMOVE EXISTING BEARINGS	EACH	28.0	--	28.0
ELASTOMERIC BEARING ASSY., TY 1	EACH	28.0	--	28.0
FURNISH & ERECT STRUCTURAL STEEL	POUND	3150.0	--	3150.0
ANCHOR BOLTS, 1" DIA.	EACH	56.0	--	56.0
SILICONE JOINT SEALER	FOOT	175.0	--	175.0

GENERAL NOTES

PLAN DIMENSIONS AND DETAILS RELATIVE TO THE EXISTING PLANS ARE SUBJECT TO NOMINAL CONSTRUCTION VARIATIONS. THE CONTRACTOR SHALL FIELD VERIFY EXISTING DIMENSIONS AND DETAILS AFFECTING NEW CONSTRUCTION AND MAKE NECESSARY APPROVED ADJUSTMENTS PRIOR TO CONSTRUCTION OR ORDERING OF MATERIALS. SUCH VARIATIONS SHALL NOT BE CAUSE FOR ADDITIONAL COMPENSATION FOR A CHANGE IN SCOPE OF WORK, HOWEVER, THE CONTRACTOR WILL BE PAID FOR THE QUANTITY ACTUALLY FURNISHED AT THE UNIT PRICE BID FOR THE WORK.

EXISTING STRUCTURAL STEEL THAT WILL BE IN CONTACT WITH NEW STRUCTURAL STEEL SHALL BE CLEANED AND PAINTED PRIOR TO ERECTION AS REQUIRED BY THE SPECIAL PROVISION "CLEANING AND PAINTING CONTACT SURFACE AREAS OF EXISTING STEEL STRUCTURES".

ALL STRUCTURAL STEEL SHALL BE SHOP PAINTED WITH THE ORGANIC ZINC RICH PRIMER PER AASHTO M300, TYPE 1. COST INCLUDED WITH FURNISHING AND ERECTING STRUCTURAL STEEL.

THE EXISTING STRUCTURAL STEEL COATING CONTAINS LEAD. THE CONTRACTOR SHALL TAKE APPROPRIATE PRECAUTIONS TO DEAL WITH THE PRESENCE OF LEAD ON THIS PROJECT.

ALL STRUCTURAL STEEL SHALL CONFORM TO AASHTO CLASSIFICATION M-270 GR. 36, UNLESS OTHERWISE NOTED.

FILE NAME :
c:\pwwork\FWIDOT\SHERRERJM\0134546\DS

USER NAME : sherrerm
0251-shr-structures.dgn
PLOT SCALE : 48,000 / IN.
PLOT DATE : 12/9/2009

DESIGNED - GMS
DRAWN - GMS
CHECKED -
DATE -

REVISED -
REVISED -
REVISED -
REVISED -

**STATE OF ILLINOIS
DEPARTMENT OF TRANSPORTATION**

**GENERAL PLAN & ELEVATION
S.N. 010-0198 & 010-0199**

SCALE: SHEET NO. 1 OF 5 SHEETS STA. TO STA.

* CHAMPAIGN & DOUGLAS

F.A.I. RTE. 57	SECTION (21-28,21-10-29,10-30)RS-1	COUNTY	TOTAL SHEETS 115	SHEET NO. 84
CONTRACT NO. 70251				ILLINOIS FED. AID PROJECT