STATE OF ILLINOIS
DEPARTMENT OF TRANSPORTATION

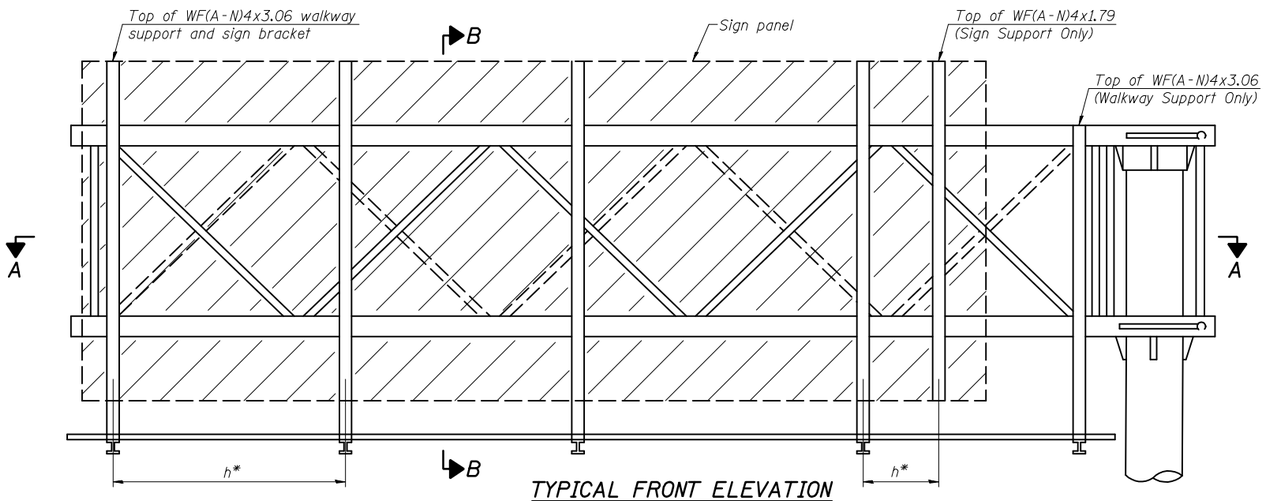

TYPICAL FRONT ELEVATION

With lights and handrail omitted for clarity.

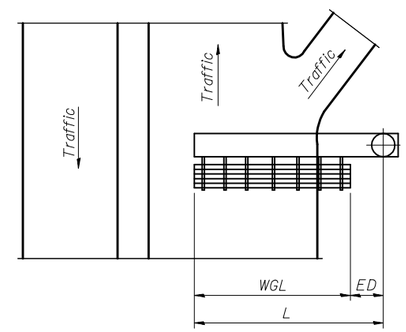

PLAN
WALKWAY AND HANDRAIL SKETCH

(Road plan beneath truss varies)

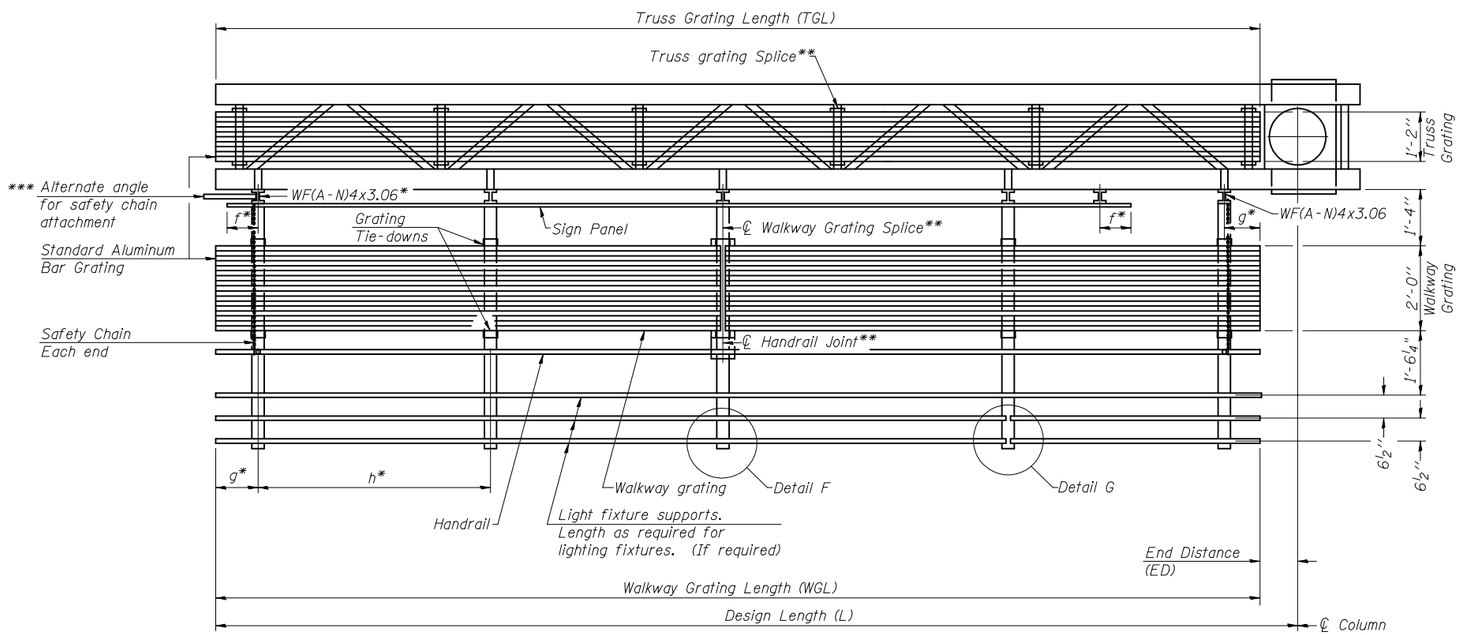

SECTION A-A

Truss grating to facilitate inspection shall run full length of cantilevers. Cost of truss grating is included in Overhead Sign Structure Cantilever.

Handrail and walkway grating shall span a minimum of three brackets between splices.
** Use and location of handrail joints or grating splices are optional, based on lengths needed and material availability.

$$TGL = L - \left(\frac{\text{Post O.D.}}{2} + 6''\right)$$

Structure Number	Station	WGL	ED	TGL
5CØØØ57R221.Ø5	188+58 *			28'-6"

The length shown is for truss grating
Existing walkway and handrail to be reused

* MOVE TRUSS 15' SOUTH OF EXISTING LOCATION

Notes:
* Space walkway brackets WF(A-N)4x3.06 and sign brackets WF(A-N)4x1.79 for efficiency and within limits shown:

f = 12'' maximum, 4'' minimum (End of sign to ℄ of nearest bracket)
g = 12'' maximum, 4'' minimum (End of walkway to ℄ of nearest bracket)
h = 6'-0'' maximum (℄ to ℄ sign and/or walkway support brackets, WF(A-N)4x1.79 or WF(A-N)4x3.06)

*** If walkway bracket at safety chain location is behind sign, add angle to bracket. See alternate safety chain attachment on base sheet OSC-A-8

For details of sign placement, sign/walkway brackets, truss and walkway gratings, grating splices and Section B-B, see Base Sheet OSC-A-7.
For details of handrail, handrail joint, safety chain and Details F and G, see Base Sheet OSC-A-8.

BRACKET TABLE

WF(A-N)4x1.79 or WF(A-N)4x3.06 ASTM B308, Alloy 6061-T6		
Sign Width		Number Brackets Required
Greater Than	Less Than or Equal To	
	8'-0''	2
8'-0''	14'-0''	3
14'-0''	20'-0''	4
20'-0''	26'-0''	5
26'-0''	32'-0''	6

NUMBER	REVISION	DATE

DESIGNED -
CHECKED -
DRAWN -
CHECKED -

- 200
EXAMINED
ENGINEER OF BRIDGE DESIGN
PASSED
ENGINEER OF BRIDGES AND STRUCTURES

OSC-A-6 12-1-08

CANTILEVER SIGN STRUCTURES
ALUMINUM WALKWAY DETAILS
ALUMINUM TRUSS & STEEL POST

*CHAMPAIGN & DOUGLAS

SHEET NO. 5	F.A.I. RTE.	SECTION	COUNTY	TOTAL SHEETS	SHEET NO.
8 SHEETS	57	(21-28,21-10-29,10-30)RS-1	*	115	110
			CONTRACT NO. 70251		
	FED. ROAD DIST. NO.	ILLINOIS	FED. AID PROJECT		