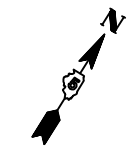
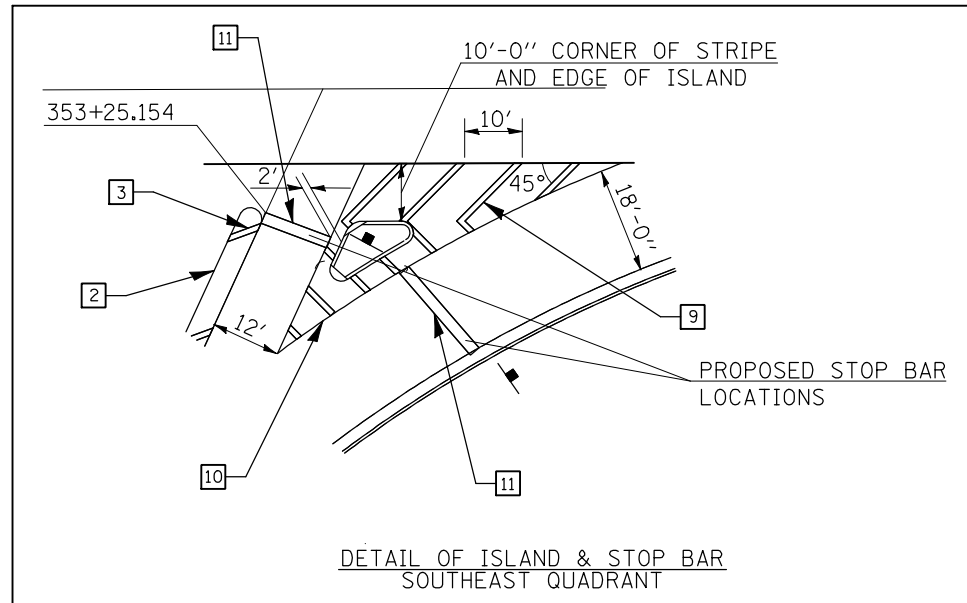
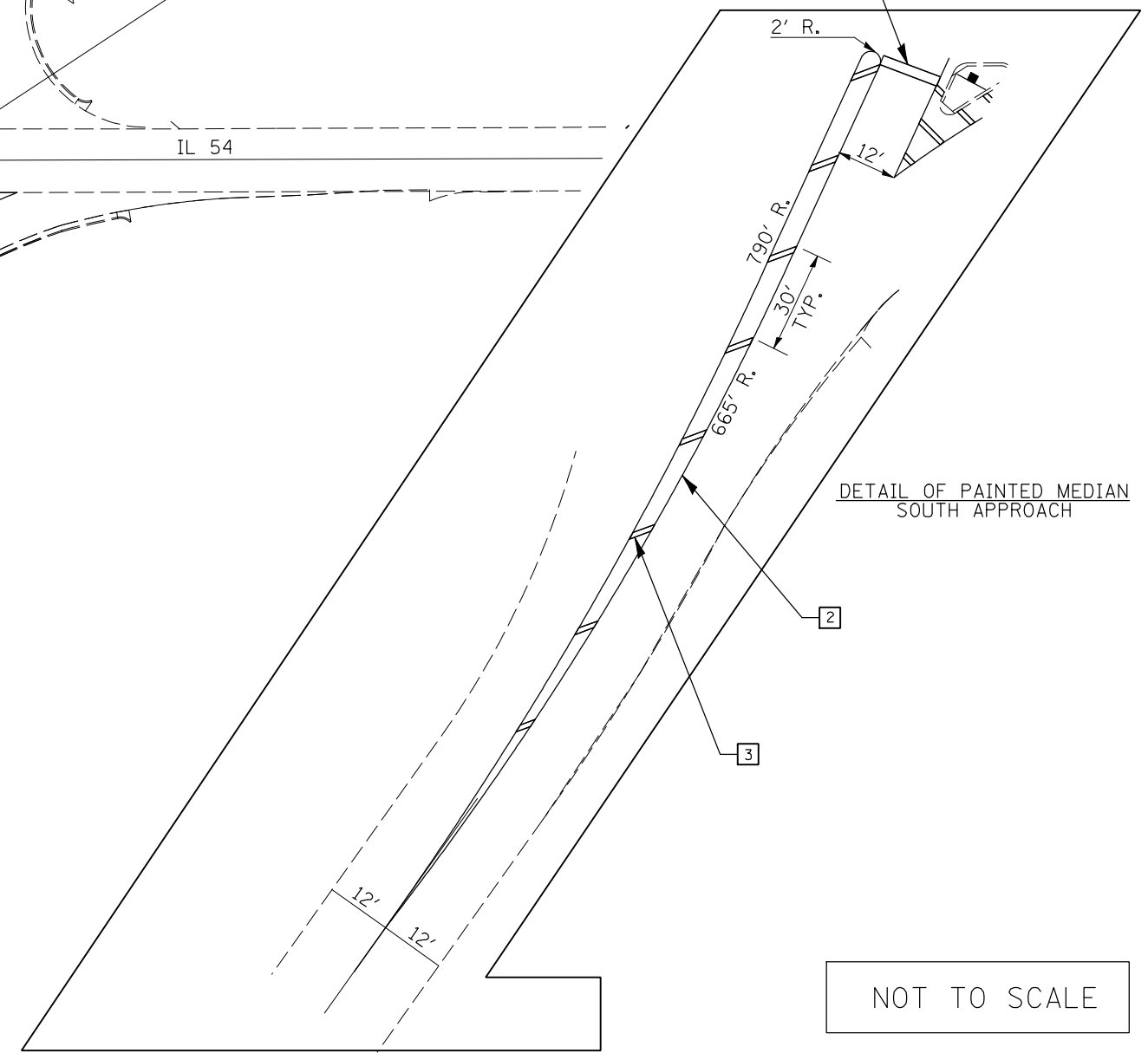


# STRIPING DETAILS IL 48 & IL 54 INTERSECTION



END SECTION 124RS-6  
STA. 353+21.35



PLAN NOTE: ALL INTERSECTION STRIPING SHALL BE THERMOPLASTIC OF THE SIZE AND COLOR SHOWN IN THIS DETAIL UNLESS OTHERWISE SPECIFIED

PAVEMENT MARKING LEGEND	
1	4" (100) SKIP-DASH (YELLOW)
2	4" (100) SOLID (YELLOW)
3	12" (300) DIAGONAL (YELLOW)
4	4" (100) DOUBLE YELLOW (NARROW)
8	4" (100) SOLID (WHITE)
9	12" (300) DIAGONAL (WHITE)
10	6" (150) CROSS WALK (WHITE)
11	24" (600) STOP BAR (WHITE)

NOT TO SCALE

FILE NAME =	USER NAME = shererjm	DESIGNED - JMS	REVISED -	<b>STATE OF ILLINOIS DEPARTMENT OF TRANSPORTATION</b>	<b>STRIPING DETAILS IL 48 &amp; IL 54 INTERSECTION</b>			F.A.P. RTE.	SECTION	COUNTY	TOTAL SHEETS	SHEET NO.
ct:\pw\work\PWIDOT\SHERERJM\d0115161\70758\Details.dgn		DRAWN - JMS	REVISED -		760	124RS-6	DEWITT	21	15			
PLOT SCALE = 40.0000' / IN.		CHECKED - JMS	REVISED -		CONTRACT NO. 70758							
PLOT DATE = 11/24/2009		DATE - 01/08/2009	REVISED -		ILLINOIS FED. AID PROJECT							
				SCALE: N/A	SHEET NO. 1 OF 1 SHEETS	STA.	TO STA.					