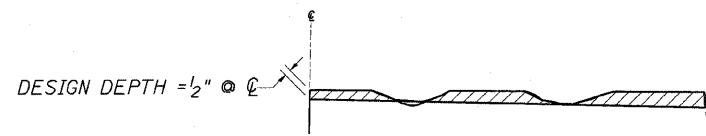
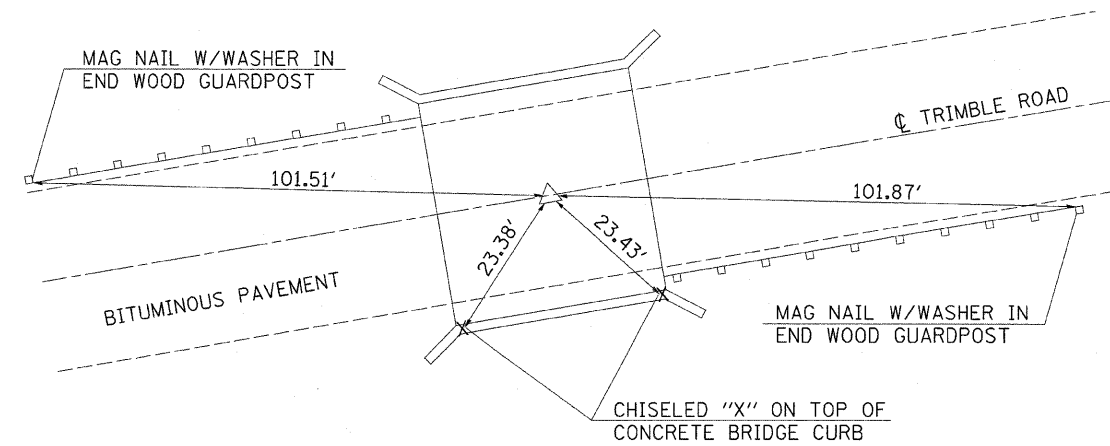


BUTT JOINT DETAIL

STA. 599+10 TO STA. 599+65 • 55'
 STA. 605+15 TO STA. 606+00 • 85'

**P.O.T. STA. 602+21.00
 (CENTER OF BRIDGE)**

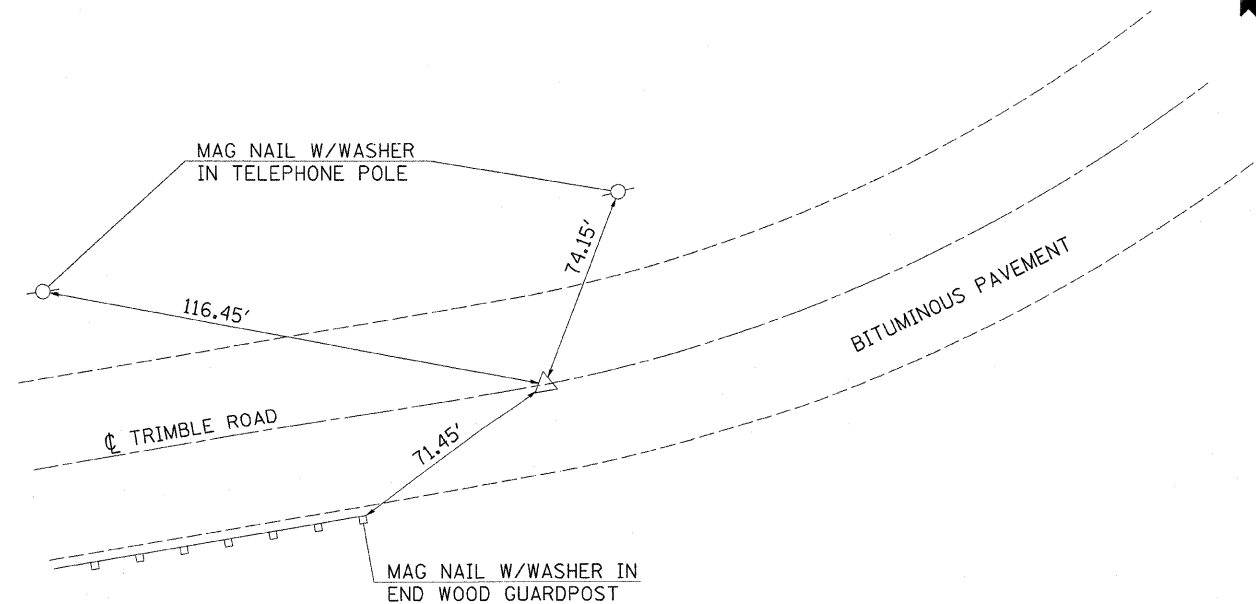


NOTES:

1. MILLING SHALL BE DONE TO ATTAIN A 3/16"'/ SLOPE IN CROWN SECTIONS
2. EXISTING S.E. AND S.E. TRANSITIONS SHALL BE MAINTAINED UNLESS OTHERWISE SHOWN ON THE PLANS.
3. MILLING TO THE BOTTOM OF WHEEL RUTS SHALL NOT BE NECESSARY UNLESS REQUIRED TO OBTAIN SLOPE OR THE DESIGN DEPTH AT CENTERLINE.
4. THE AVERAGE DEPTH OF MILLING IS ESTIMATED TO BE 1/2" BUT MAY VARY IN ISOLATED LOCATIONS.

HOT-MIX ASPHALT SURFACE REMOVAL (VARIABLE DEPTH) DETAIL

P.T. STA. 600+52.13



FILE NAME =	USER NAME = swartzw	DESIGNED -	REVISED -
c:\pwwork\pwwidot\swartzw\d0121446\d7	4104-shr-details.dgn	DRAWN -	REVISED -
	PLOT SCALE = 20.0000 ' / IN.	CHECKED -	REVISED -
	PLOT DATE = 12/14/2009	DATE -	REVISED -

**STATE OF ILLINOIS
 DEPARTMENT OF TRANSPORTATION**

DETAILS AND TIE POINTS / PERMANENT SURVEY MARKERS

SCALE: NA SHEET NO. 1 OF 1 SHEETS STA. TO STA.

F.A.U. RTE.	SECTION	COUNTY	TOTAL SHEETS	SHEET NO.
8324	(21,8Y)B-1	CRAWFORD	19	7
CONTRACT NO. 74104				
ILLINOIS FED. AID PROJECT				