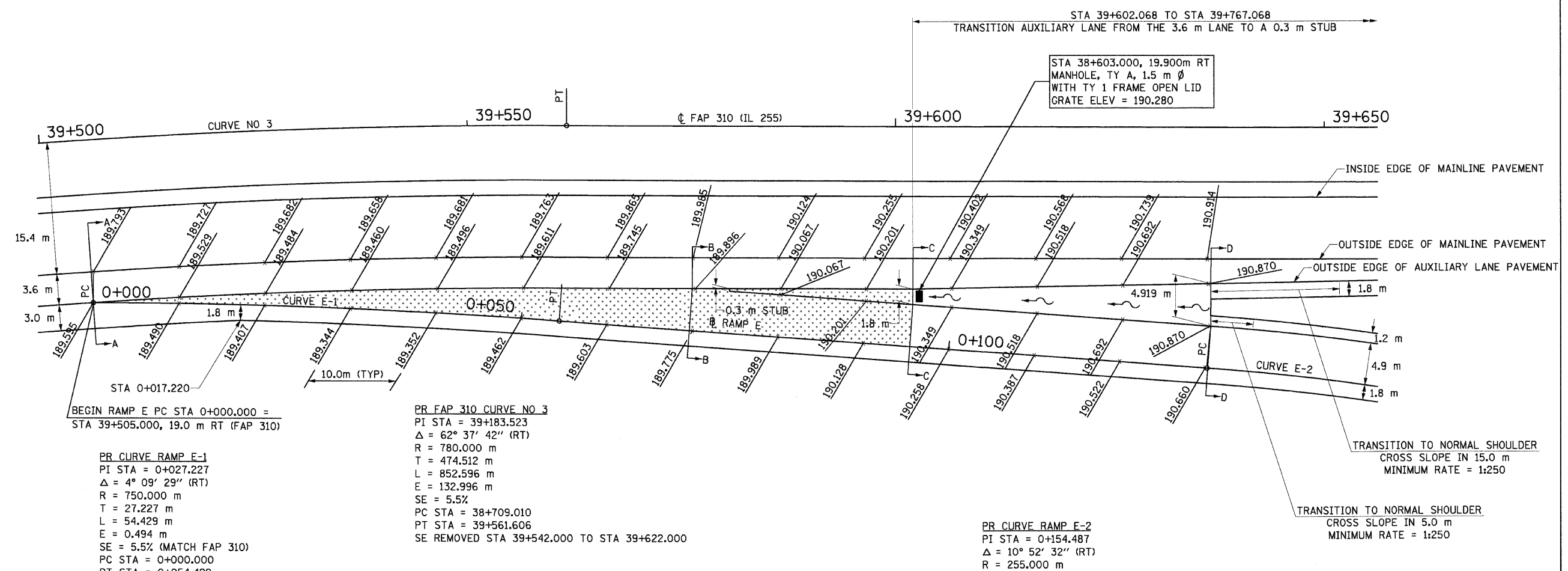


F.A.P. RTE.	SECTION	COUNTY	TOTAL SHEETS	SHEET NO.
310	60-15, 60-15B	MADISON	474	161
STA.		TO STA.		
FED. ROAD DIST. NO.		ILLINOIS FED. AID PROJECT		
CONTRACT NO. 76323				

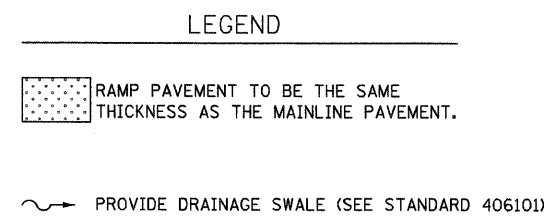


SEE SHEET 85 FOR THE PROPOSED RAMP E PROFILE GRADE.

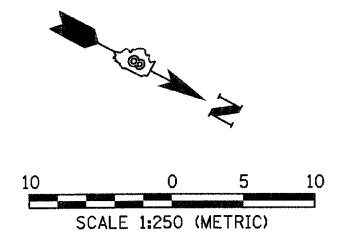
SEE SHEET 162 FOR SECTION A-A, SECTION B-B, SECTION C-C, AND SECTION D-D DETAILS.

SEE STANDARD 406101 FOR ADDITIONAL EXIT TERMINAL DETAILS AND NOTES.

NOTE:
INSIDE RAMP EDGE OF PAVEMENT ELEVATIONS ARE AT 90° ANGLES TO RAMP BASELINE. OUTSIDE AUXILIARY LANE EDGE OF PAVEMENT ELEVATIONS ARE AT 90° ANGLES FROM THE MAINLINE CENTERLINE TO THE INSIDE RAMP EDGE OF PAVEMENT ELEVATIONS.



• PER STANDARD 406101



REVISIONS	
NAME	DATE

ILLINOIS DEPARTMENT OF TRANSPORTATION
RAMP E TERMINAL DETAILS
FAP 310 (IL 255)
SECTION 60-15
MADISON COUNTY

DATE _____ DRAWN BY B.G.J.
CHECKED BY _____