85504

ROUTE NO.	SECTION	COUNTY	TOTAL SHEETS	SHEET NO.
S. B. I. F.A.U. -	*	LEE	21	14
FED. ROAD DIST. NO. 7		ILLINOIS	FED. AID PROJECT-	

* Section 09-P4000-01-BT

Contract #85504

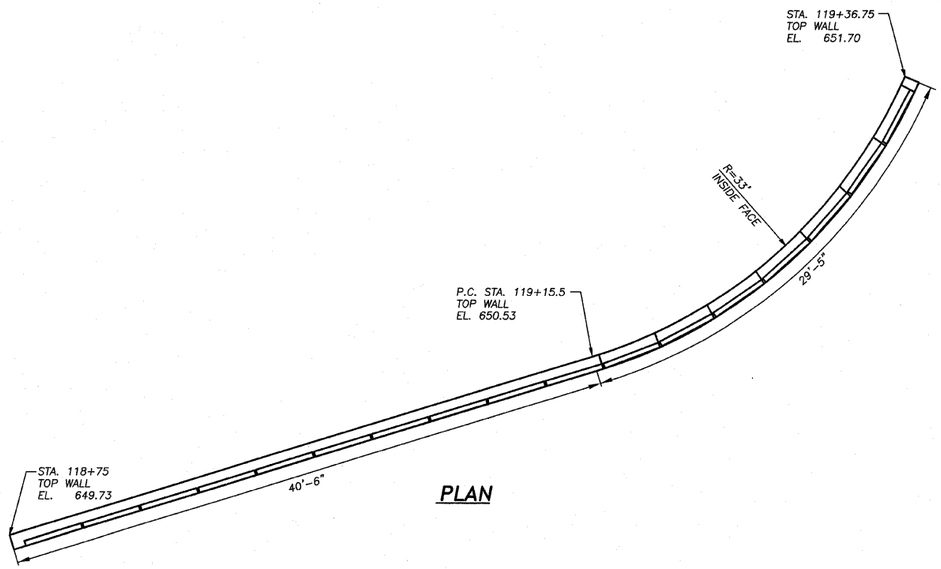

PLAN

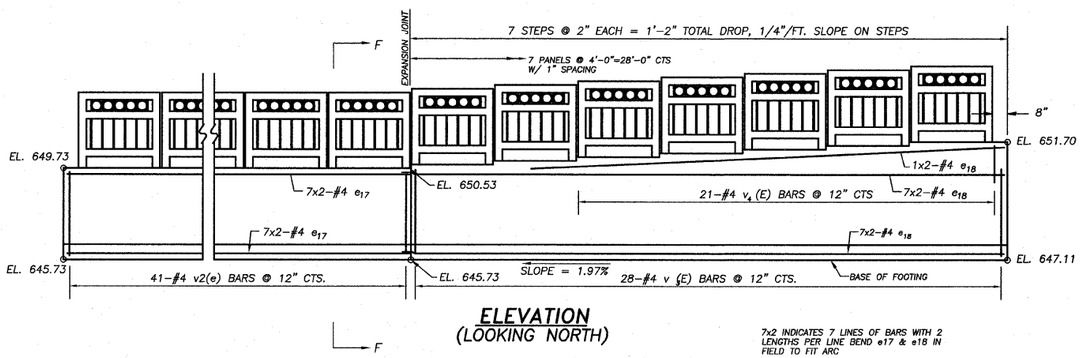

ELEVATION
(LOOKING NORTH)

7x2 INDICATES 7 LINES OF BARS WITH 2 LENGTHS PER LINE BEND e17 & e18 IN FIELD TO FIT ARC

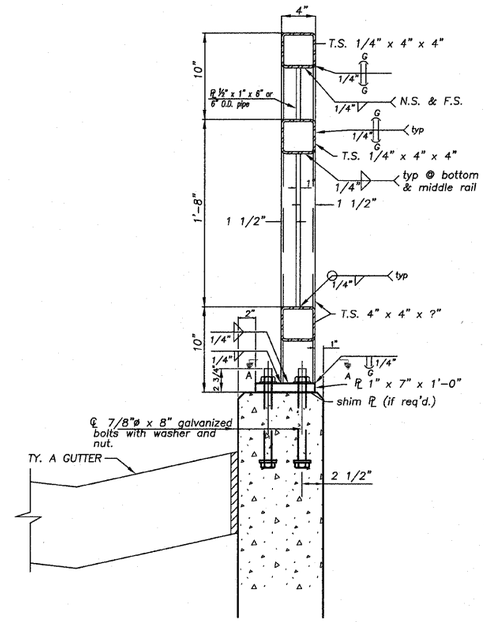

SECTION THRU RAILING

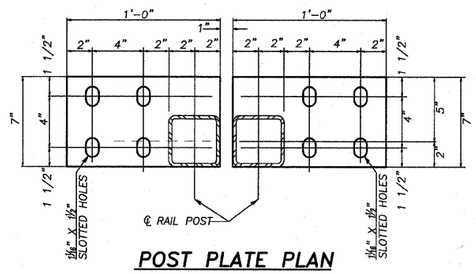

POST PLATE PLAN

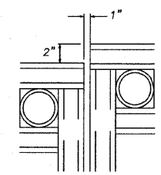

DETAIL A

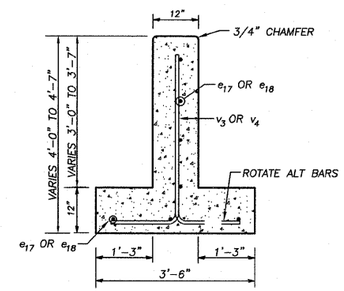

SECTION F-F

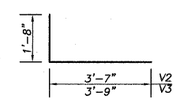

V2 & V3 BAR

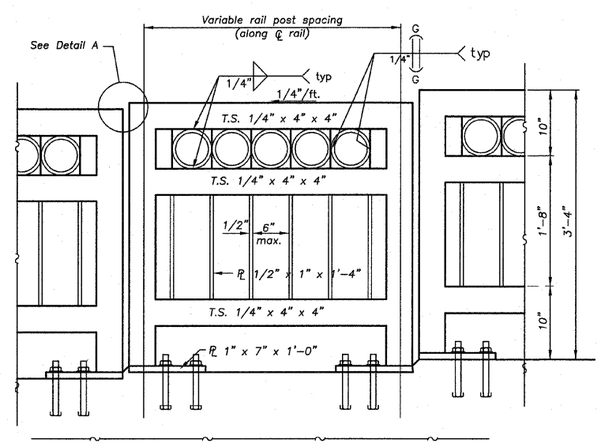

PARTIAL ELEVATION

RAILING AND HANDRAIL NOTES

RAILING SHALL BE ACCORDING TO SECTION 509 OF THE STANDARD SPECIFICATIONS, EXCEPT AS NOTED, AND WILL BE PAID FOR AT THE CONTRACT UNIT PRICE PER FOOT FOR DECORATIVE STEEL RAILING.

HOLLOW STRUCTURAL STEEL TUBING SHALL CONFORM TO THE REQUIREMENTS OF ASTM DESIGNATION A 500, GRADE B, STRUCTURAL STEEL TUBING.

ALL OTHER STEEL SHAPES AND PLATES SHALL CONFORM TO THE REQUIREMENTS OF AASHTO M270 GRADE 36.

RAILING SHALL BE FABRICATED IN LENGTHS THAT INCLUDE A MINIMUM OF 3 POSTS UNLESS SECTION LENGTH IS LESS THAN 8 FEET.

POST BASE PLATES SHALL BE FLAT WITH ALL SURFACES SMOOTH AND FREE FROM WARP AND ALL EDGES SMOOTH, STRAIGHT AND VERTICAL. ALL PLATE CUTS SHALL BE MACHINE OR MACHINE FLAME CUT.

GALVANIZED STEEL POST SHIMS MAY BE USED UNDER POSTS WHERE REQUIRED FOR ALIGNMENT.

DECORATIVE STEEL RAILING ANCHOR BOLTS SHALL BE 5/8" DIAMETER SUPPLIED WITH HEXAGONAL NUTS AND CUT WASHERS, MINIMUM EMBEDMENT LENGTH IN SOUND CONCRETE OF 6". THE CONTRACTOR SHALL INSTALL THESE ANCHOR BOLTS IN PRE-DRILLED HOLES IN ACCORDANCE WITH THE MANUFACTURER'S RECOMMENDATIONS AND PROCEDURES.

THE CAPSULE OR THE ADHESIVE CARTRIDGE TYPE ANCHOR BOLTS SHALL BE A TWO PART SYSTEM COMPOSED OF:

1. A THREADED ROD STUD WITH NUT AND WASHER CONFORMING TO ASTM A325. HOT DIP GALVANIZED PER AASHTO M232.
2. A SEALED GLASS CAPSULE OR A SEALED GLASS ADHESIVE CARTRIDGE CONTAINING PREMEASURED AMOUNTS OF THE ADHESIVE CHEMICAL.

PRIOR TO SETTING THE BOLTS, THE HOLES SHALL BE DRY AND ALL DUST AND LOOSE PARTICLES SHALL BE REMOVED BY THE USE OF COMPRESSED AIR OR VACUUMING.

THE CONTRACTOR SHALL REMOVE EXCESSIVE EPOXY FROM EXPOSED SURFACES.

FOR CLEANING, PAINTING, AND COLOR OF PEDESTRAIN RAIL (SPECIAL), SEE SPECIAL PROVISIONS.

THE EXPANSION CRITERIA IS 5/8"/100'/80° F.

BILL OF MATERIAL

Bar	No.	Size	Length	Shape
e_{17}	14	#4	21'-2"	
e_{18}	16	#4	15'-6"	
v_2	41	#4	5'-3"	
v_3	28	#4	5'-5"	
v_4	21	#4	2'-3"	
Concrete Structures			Cu. Yds.	20.1
Reinforcement Bars, Epoxy Coated			Lbs.	640
Decorative Steel Railing			Foot	68

RAILING & WALL "F" DETAIL

THE LOWELL TRAIL, PH. 2
SECTION 09-P4000-01-BT
DIXON PARK DISTRICT

wendler
GROUNDBREAKING SOLUTIONS
engineers ·surveyors ·scientists
www.wendlergs.com
ph: 815.288.2261

Date: 12/15/2009

Job: 2090299