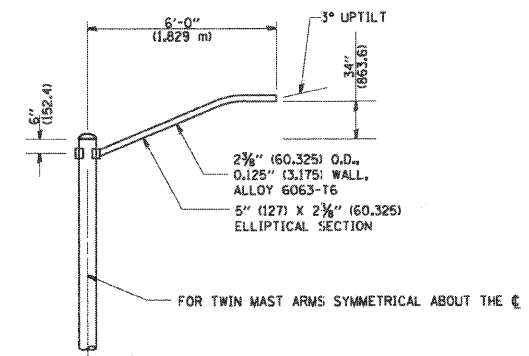
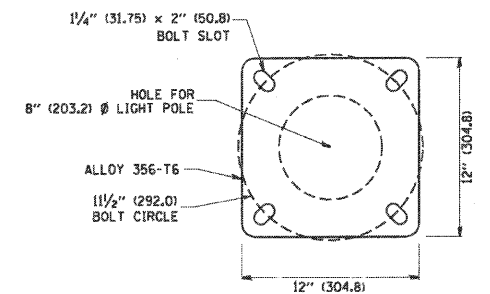


NOTE:
MINIMUM 10' POLE SETBACK FROM FACE OF CURB

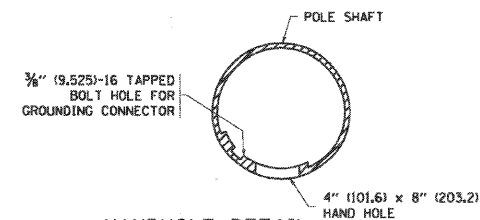


6' (1.8 m) SINGLE MEMBER MAST ARM (N.T.S.)

- NOTES:
1. ALL DIMENSIONS ARE IN INCHES (MILLIMETERS) UNLESS OTHERWISE SHOWN.
 2. MOUNTING HEIGHT IS DEFINED AS THE DISTANCE FROM THE CENTERLINE OF THE TENON TO THE BOTTOM OF THE ANCHOR BASE.
 3. THE LIGHT POLE WILL MEET AASHTO DESIGN CRITERIA AS SPECIFIED.
 4. THE INSTALLING CONTRACTOR WILL PROVIDE A UL LISTED GROUNDING CONNECTOR, BURNDY K2C23, T&B SP4L OR APPROVED EQUAL.
 5. LIGHT POLES WILL NOT BE INSTALLED WITHOUT MAST ARMS AND LUMINAIRES.
 6. LIGHT POLES WILL BE SET PLUMB ON THE FOUNDATION WITHOUT THE USE OF LEVELING NUTS, WASHERS OR SHIMS.
 7. LIGHTING UNIT IDENTIFICATION NUMBERS SHALL BE INSTALLED BEFORE THE LIGHTING UNIT IS ENERGIZED.
 8. THE 50W HPS LUMINAIRE SHALL BE ORIENTED PERPENDICULAR TO THE SIDEWALK (SAME AS MAST ARM ABOVE).



LIGHT POLE BASE PLATE DETAIL
11 1/2" (292.0) BOLT CIRCLE



HANDHOLE DETAIL (N.T.S.)



USER NAME = gaglianobt
PLOT SCALE = 50.000' / IN.
PLOT DATE = 1/4/2008

DESIGNED -	REVISED - R. TOMSONS 09-02-03
DRAWN -	REVISED -
CHECKED -	REVISED -
DATE -	REVISED -

STATE OF ILLINOIS
DEPARTMENT OF TRANSPORTATION

ALUMINUM LIGHT POLE
30'-0" (9.144 m) MOUNTING HEIGHT (MODIFIED)

SCALE: NONE SHEET NO. 1 OF 1 SHEETS STA. TO STA.

F.A. RTE. 3513	SECTION 08-00107-01-PV	COUNTY COOK	TOTAL SHEETS 169	SHEET NO. 86
BE-403		CONTRACT NO.		
FED. ROAD DIST. NO. 1 ILLINOIS FED. AID PROJECT M-8003(723)				