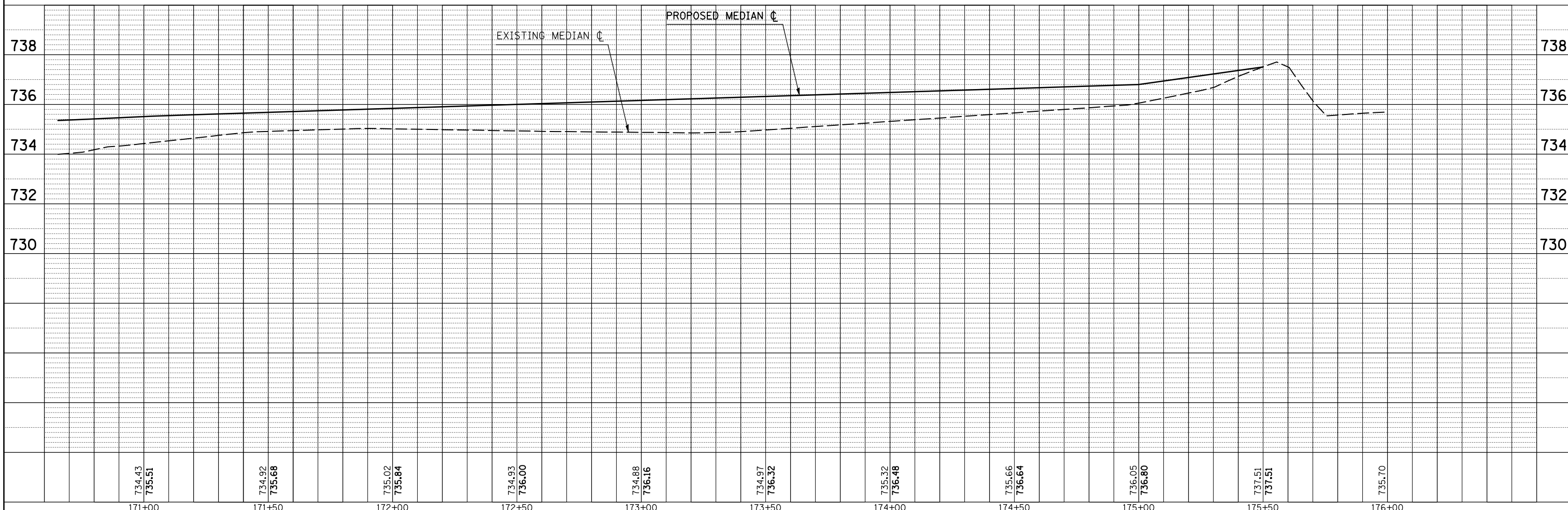
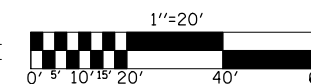
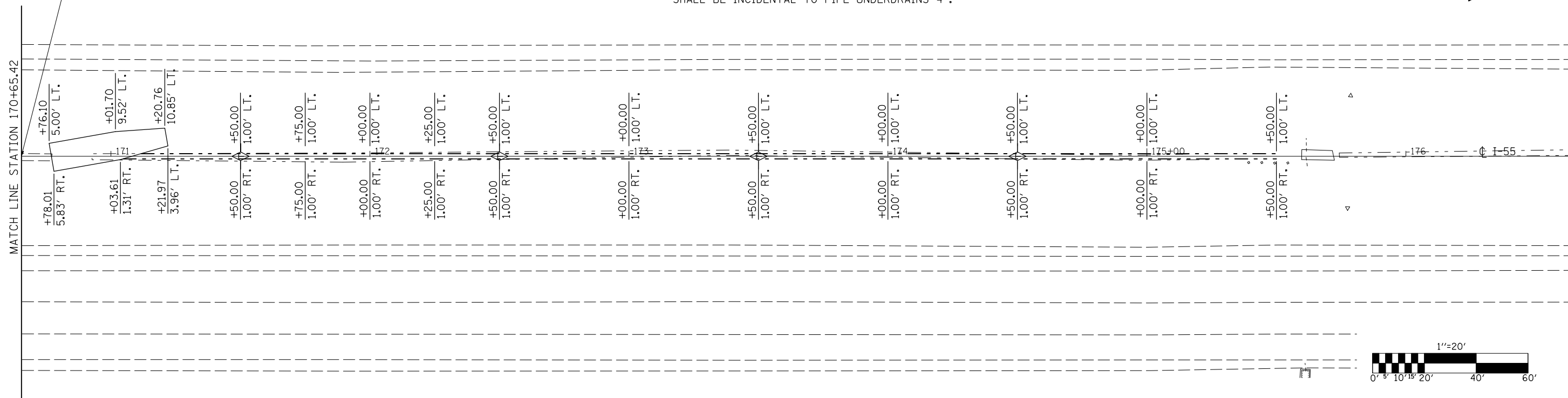


NOTE: PIPE UNDERDRAINS 4" SHALL BE EXTENDED TO FLOW LINE OR NEAREST INLET. THE PIPE UNDERDRAIN HEADWALLS AND HEADWALL REMOVALS SHALL BE INCIDENTAL TO PIPE UNDERDRAINS 4".

PLAN	SURVEYED	BY	DATE
NOTE BOOK NO.	PLOTTED		
	CHECKED		
	AT		
	FILE NAME		

PROFILE	SURVEYED	BY	DATE
NOTE BOOK NO.	PLOTTED		
	CHECKED		
	AT		
	NOTATION		

S.N. 057-0175
STA. 170+65.42



FILE NAME =	USER NAME = piersonbr	DESIGNED -	MLB	REVISED -	
ct:\pwork\p\WIDOT\PIERSONBR\d0101466\d570745-sht-plnpr.f.dgn		DRAWN -	BBP	REVISED -	
		CHECKED -		REVISED -	
		DATE -	12/09/08	REVISED -	

STATE OF ILLINOIS
DEPARTMENT OF TRANSPORTATION

S.N. 057-0175 PLAN & PROFILE

SCALE: 1" = 20' SHEET NO. 2 OF 2 SHEETS STA. 170+65.42 TO STA. 176+00.00

F.A.I. RTE.	SECTION	COUNTY	TOTAL SHEETS	SHEET NO.
55	D5Safety-2	McLean	79	34
CONTRACT NO. 70745				
FED. ROAD DIST. NO. ILLINOIS FED. AID PROJECT				