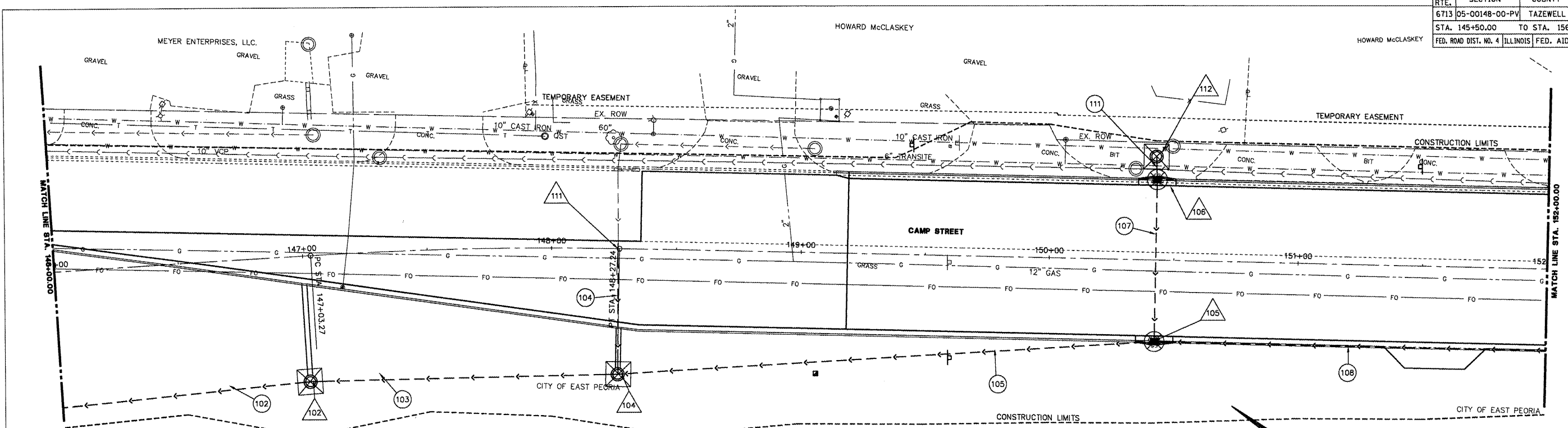


| F.A.U. RTE. | SECTION | COUNTY | TOTAL SHEETS | SHEET NO. |
|-----------------------|----------------|-------------------|--------------|------------------|
| 6713 | 05-00148-00-PV | TAZEWELL | 74 | 31 |
| STA. 145+50.00 | | TO STA. 156+60.00 | | |
| FED. ROAD DIST. NO. 4 | | ILLINOIS | | FED. AID PROJECT |

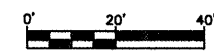


LEGEND

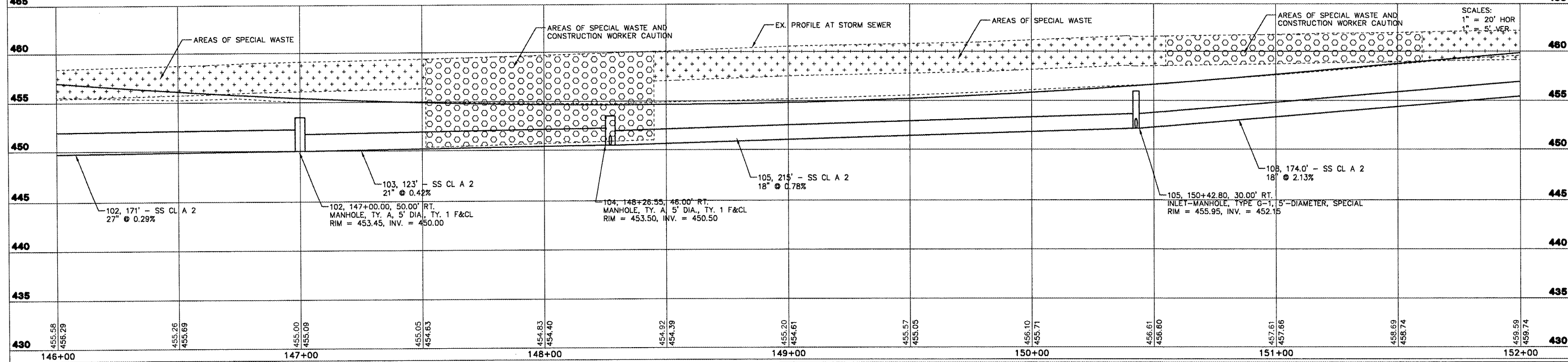
- INLET AND PIPE PROTECTION
- INLET FILTERS
- PERIMETER EROSION BARRIER
- STRUCTURE NUMBER
- PIPE NUMBER

| PIPE NO. | U/S - D/S | LENGTH (FT) | SIZE (IN) | CLASS/TYPE | U/S INV | D/S INV | SLOPE | REMARKS |
|----------|------------|-------------|-----------|------------|---------|---------|-------|---------|
| 102 | 102-101 | 166 | 27 | SS CL A 2 | 450.00 | 449.52 | 0.29% | |
| 103 | 104-102 | 119 | 21 | SS CL A 1 | 450.50 | 450.00 | 0.42% | |
| 104 | COLLAR-104 | 51 | 15 | SS CL A 1 | 451.39 | 450.50 | 1.75% | |
| 105 | 105-104 | 212 | 18 | SS CL A 1 | 452.15 | 450.50 | 0.78% | |
| 107 | 106-105 | 63 | 12 | SS CL A 1 | 453.00 | 452.69 | 0.49% | |
| 108 | 108-105 | 172 | 18 | SS CL A 2 | 455.81 | 452.15 | 2.13% | |
| 111 | 112-106 | 7 | 12 | SS CL A 1 | 453.67 | 453.00 | 9.57% | |

NOTE:
 WHEN WORKING IN AREAS LABELED "CONSTRUCTION WORKER CAUTION", THE WEARING OF LONG PANTS, LONG SLEEVE SHIRTS, GLOVES, SAFETY GLASSES, HATS OR HARD HATS (AS APPLICABLE) IS APPROPRIATE. ADDITIONALLY, NORMAL PERSONAL HYGIENE PROCEDURES SHOULD BE FOLLOWED I.E. THROUGH CLEANUP WITH SOAP AND WATER FOLLOWING WORK ACTIVITIES.



| STR. NO. | STATION | OFFSET | RT/LT | TYPE | F&G | RIM EL. | INV. N | INV. S | INV. E | INV. W | REMARKS |
|----------|----------------|--------|-------|---|----------|---------|--------|--------|--------|--------|--------------|
| 102 | STA. 147+00.00 | 50.00 | RT | MANHOLES, TYPE A, 5'-DIAMETER, TYPE 8 GRATE | TY 8 | 453.45 | 450.00 | 450.00 | | | |
| 104 | STA. 148+26.55 | 50.00 | RT | MANHOLES, TYPE A, 5'-DIAMETER, TYPE 8 GRATE | TY 8 | 453.50 | 450.50 | 450.50 | 450.50 | | |
| 105 | STA. 150+42.80 | 30.00 | RT | INLET-MANHOLE, TYPE G-1, 5'-DIAMETER, SPECIAL | DIAGONAL | 455.95 | 452.15 | 452.15 | 452.69 | | |
| 106 | STA. 150+42.80 | 30.00 | LT | INLET-MANHOLE, TYPE G-1, 5'-DIAMETER, SPECIAL | DIAGONAL | 455.95 | | | 453.00 | 453.00 | |
| 111 | STA. 148+26.77 | 3.20 | LT | CONCRETE COLLAR | - | - | | | | 451.39 | FIELD VERIFY |
| 112 | STA. 150+42.80 | 41.50 | LT | INLET TYPE A WITH TYPE 8 GRATE | TY 8 | 455.84 | | | | 453.67 | |



CAMP STREET - DRAINAGE AND EROSION CONTROL PLAN AND PROFILE - STA. 146+00 TO STA. 152+00

L:\830218\VP\DR002001.dwg