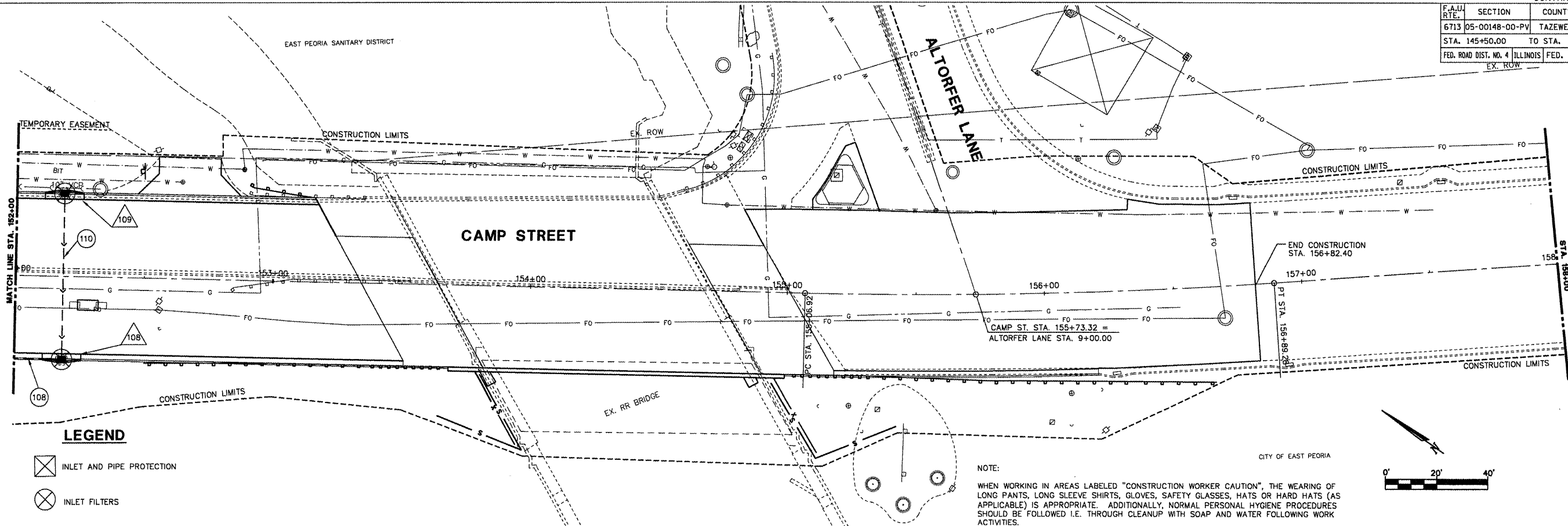



F.A.J. RTE.	SECTION	COUNTY	TOTAL SHEETS	SHEET NO.
6713	05-00148-00-PV	TAZEWELL	74	32
STA. 145+50.00		TO STA. 156+60.00		
FED. ROAD DIST. NO. 4 ILLINOIS		FED. AID PROJECT		



LEGEND

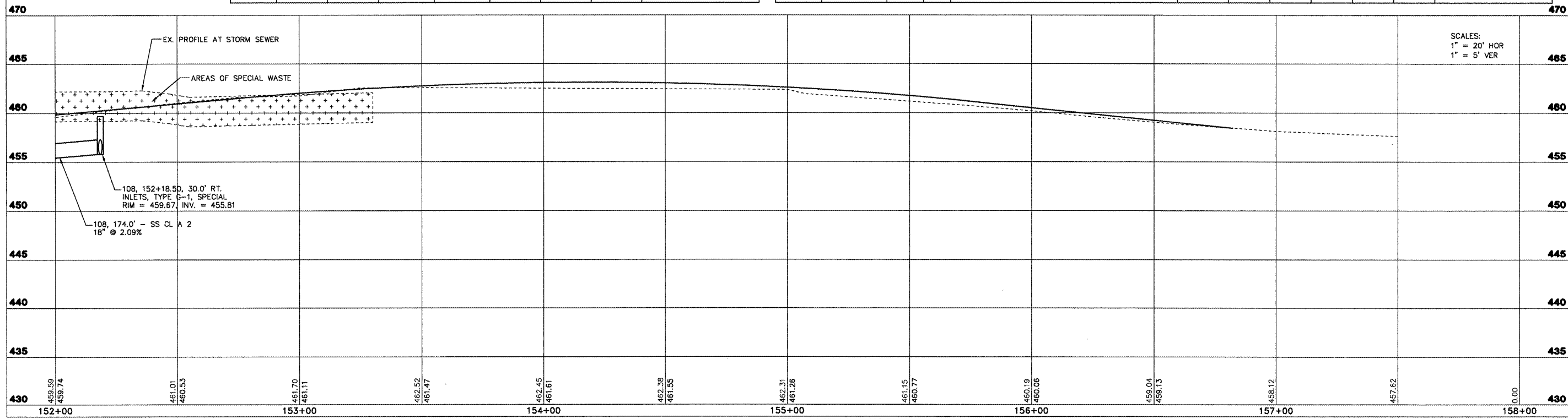
- INLET AND PIPE PROTECTION
- INLET FILTERS
- PERIMETER EROSION BARRIER
- STRUCTURE NUMBER
- PIPE NUMBER

NOTE:
WHEN WORKING IN AREAS LABELED "CONSTRUCTION WORKER CAUTION", THE WEARING OF LONG PANTS, LONG SLEEVE SHIRTS, GLOVES, SAFETY GLASSES, HATS OR HARD HATS (AS APPLICABLE) IS APPROPRIATE. ADDITIONALLY, NORMAL PERSONAL HYGIENE PROCEDURES SHOULD BE FOLLOWED I.E. THROUGH CLEANUP WITH SOAP AND WATER FOLLOWING WORK ACTIVITIES.



PIPE SCHEDULE								
PIPE NO.	U/S - D/S	LENGTH (FT)	SIZE (IN)	CLASS/TYPE	U/S INV	D/S INV	SLOPE	REMARKS
108	108-105	172	18	SS CL. A 2	455.81	452.15	2.13%	
110	109-108	63	12	SS CL. A 2	456.45	455.81	1.02%	

STRUCTURE SCHEDULE											
STR. NO.	STATION	OFFSET	RT/LT	TYPE	F&G	RIM EL.	INV. N	INV. S	INV. E	INV. W	REMARKS
108	STA. 152+18.50	30.00	RT	INLETS, TYPE G-1, SPECIAL	DIAGONAL	459.67	455.81		455.81		
109	STA. 152+18.50	30.00	LT	INLETS, TYPE G-1, SPECIAL	DIAGONAL	459.67				456.45	



SCALES:
1" = 20' HOR
1" = 5' VER

CAMP STREET - DRAINAGE AND EROSION CONTROL PLAN AND PROFILE - STA. 152+00 TO STA. 158+00

L:\830218\EP\VP003001.dwg