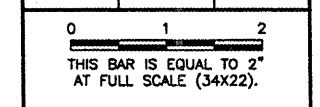


K:\Springfield\0803508\Draw\Sheets
 FILE: UDDRAIN01.dwg
 UPDATE BY: Kristy Brod
 PLOT DATE: 1/29/2009 12:19 PM
 SPI-BASE-1
 BASE_PROPDRAIN
 SpAlign
 Spitopo


CA008

| REVISIONS | | |
|-----------|----|------|
| NUMBER | BY | DATE |
| | | |
| | | |
| | | |




- LEGEND**
- UD — NEW UNDERDRAIN
 - UD — EXISTING UNDERDRAIN
 - NEW INLET
 - ⊙ NEW CLEANOUT
 - ⊙ CS NEW COLLECTION STRUCTURE
 - ◆ NEW UNDERDRAIN END CAP
 - HP UNDERDRAIN HIGH POINT
 - EXISTING INLET
 - ⊙ SS EXISTING MANHOLE
 - ⊙ CS EXISTING CLEANOUT
 - ⊙ CS EXISTING COLLECTION STRUCTURE

- NOTES**
- CAP UNDERDRAIN AT LOCATIONS SHOWN.
 - SEE DRAINAGE SCHEDULE FOR LOCATIONS, INVERTS, AND RIM ELEVATIONS.


SPRINGFIELD AIRPORT AUTHORITY
ABRAHAM LINCOLN CAPITAL AIRPORT
SPRINGFIELD, ILLINOIS

RECONSTRUCT AND EXPAND THE SOUTHEAST RAMP
UNDERDRAIN PLAN

© Copyright CMT, Inc.


CMT
 CRAWFORD, MURPHY & TILLY, INC.
 CONSULTING ENGINEERS
 License No. 184-000613

| | |
|---|------------------|
| DESIGN BY: | RLV/KLB |
| DRAWN BY: | CMT |
| CHECKED BY: | RLV |
| APPROVED BY: | RLV |
| DATE: | JANUARY 27, 2009 |
| JOB No: | 08035-08 |
| IL PROJ. NO. SPI-3885 AIP PROJ. NO. 3-17-0096-XX | |
| SHEET 20 OF 40 SHEETS | |