

GREENVILLE AIRPORT
IL PROJECT NO. GRE-3823
AIP NO. 3-17-0049-B6
RUNWAY SAFETY PLAN
SHEET 3 OF 12

GR003

SCOPE OF WORK

THE PROJECT SCOPE CONSISTS OF THE CONSTRUCTION OF TWO REIL SYSTEMS, TWO LIGHTED CONES, REMOVAL OF AN EXISTING WIND TEE AND ASSOCIATED WIRING.

PROPOSED SAFETY PLAN

GENERAL- THE GREENVILLE AIRPORT CURRENTLY HAS A PAVED RUNWAY 18-36 WHICH IS 4,002 FT. X 75 FT. AND A TURF RUNWAY 9-27 WHICH IS 2,822 FT. X 250 FT.

CONTRACTOR'S RESPONSIBILITIES

IDENTIFICATION- THE CONTRACTOR'S VEHICLES AND EQUIPMENT SHALL BE PROPERLY MARKED WITH 3-FOOT SQUARE INTERNATIONAL ORANGE AND WHITE CHECKERED FLAGS ANYTIME THEY ARE ON AIRPORT PROPERTY.

THE CONTRACTOR AND HIS EMPLOYEES SHALL BE RESTRICTED TO THE WORK AREA.

EQUIPMENT PARKING AND STORAGE- THE CONTRACTOR'S EQUIPMENT PARKING, STORAGE, AND EMPLOYEE PARKING WILL BE AT THE LOCATION SHOWN ON THIS SHEET. ONLY CONTRACTOR VEHICLES AND EQUIPMENT REQUIRED FOR CONSTRUCTION WILL BE ALLOWED OUTSIDE THIS AREA.

BARRICADES AND TRAFFIC CONES- IT WILL BE THE CONTRACTOR'S RESPONSIBILITY TO PLACE AND MAINTAIN BARRICADES AND TRAFFIC CONES AS REQUIRED AND AS DIRECTED BY THE RESIDENT ENGINEER. BARRICADES, THEIR MAINTENANCE, PLACEMENT, AND REMOVAL WILL BE CONSIDERED AS AN INCIDENTAL ITEM TO THE CONTRACT AND NO ADDITIONAL COMPENSATION WILL BE ALLOWED.

THE CONTRACTOR WILL BE RESPONSIBLE FOR REPAIRING ANY DAMAGE TO EXISTING PAVEMENTS CAUSED BY HIS PERSONNEL OR EQUIPMENT.

HAUL ROUTE AND EQUIPMENT PARKING

THE CONTRACTOR WILL USE THE DESIGNATED HAUL ROUTE AND EQUIPMENT PARKING AREA SHOWN ON THIS SAFETY PLAN. THE PROPOSED EQUIPMENT PARKING AREA WILL BE APPROXIMATELY 100-FT BY 50-FT. THE CONTRACTOR WILL BE REQUIRED TO MAINTAIN THE PROPOSED HAUL ROUTE AND PARKING AREA THROUGHOUT THE COURSE OF THE PROJECT. AT THE CONCLUSION OF THE PROJECT, ALL AREAS DISTURBED WILL BE RESTORED AS NEEDED TO ITS ORIGINAL STATE. RESTORATION OF THE HAUL ROUTE AND EQUIPMENT PARKING AREA WILL BE CONSIDERED INCIDENTAL TO THE PROJECT AND NO ADDITIONAL COMPENSATION WILL BE ALLOWED.

UTILITY NOTE

THE CONTRACTOR IS RESPONSIBLE FOR CONTACTING ALL UTILITY COMPANIES AND ORGANIZATIONS THAT HAVE LINES OR CONDUITS IN THE PROPOSED WORK AREA. ALL LINES AND CONDUITS SHALL BE LOCATED AND IDENTIFIED FOR DEPTH BEFORE ANY EXCAVATION BEGINS. THE CONTRACTOR SHALL CALL JULIE (1-800-892-0123) TO ACCOMPLISH THESE REQUIREMENTS. THE CONTRACTOR IS RESPONSIBLE FOR IDENTIFYING ALL NON-JULIE UTILITIES LOCATED WITHIN THE PROPOSED CONSTRUCTION LIMITS. THESE UTILITIES ARE TO BE LOCATED PRIOR TO THE START OF CONSTRUCTION.

J.U.L.I.E. INFORMATION

COUNTY.....BOND
 CITY.....GREENVILLE (4 MI SOUTHEAST)
 TOWNSHIP.....CENTRAL
 SECTION NO.....36
 NEAREST MAJOR ROAD INTERSECTION...ILLINOIS RT. 127 & SKY LANE
 AIRPORT ADDRESS...GREENVILLE AIRPORT
 1374 SKY LANE
 GREENVILLE, IL 62246

NOTE:


THE COST OF CONSTRUCTING, PLACING, MAINTAINING, AND REMOVING CROSSES WILL BE CONSIDERED INCIDENTAL TO THE CONTRACT AND NO ADDITIONAL COMPENSATION WILL BE ALLOWED. THE CROSSES WILL BE YELLOW IN COLOR AND SHALL BE MADE OF A SUITABLE MATERIAL AS APPROVED BY THE RESIDENT ENGINEER. THE CROSSES WILL BE PLACED AT THE ENDS OF THE RUNWAY AND SECURED IN A MANNER APPROVED BY THE RESIDENT ENGINEER. THE PROPOSED CROSSES WILL BE PLACED WHEN THE RUNWAY IS CLOSED AND REMOVED WHEN THE RUNWAY IS RE-OPENED. THE CONTRACTOR WILL BE RESPONSIBLE FOR THE PLACEMENT AND REMOVAL OF THE CROSSES AT NO ADDITIONAL COST TO THE CONTRACT.

HEIGHT OF CONSTRUCTION EQUIPMENT

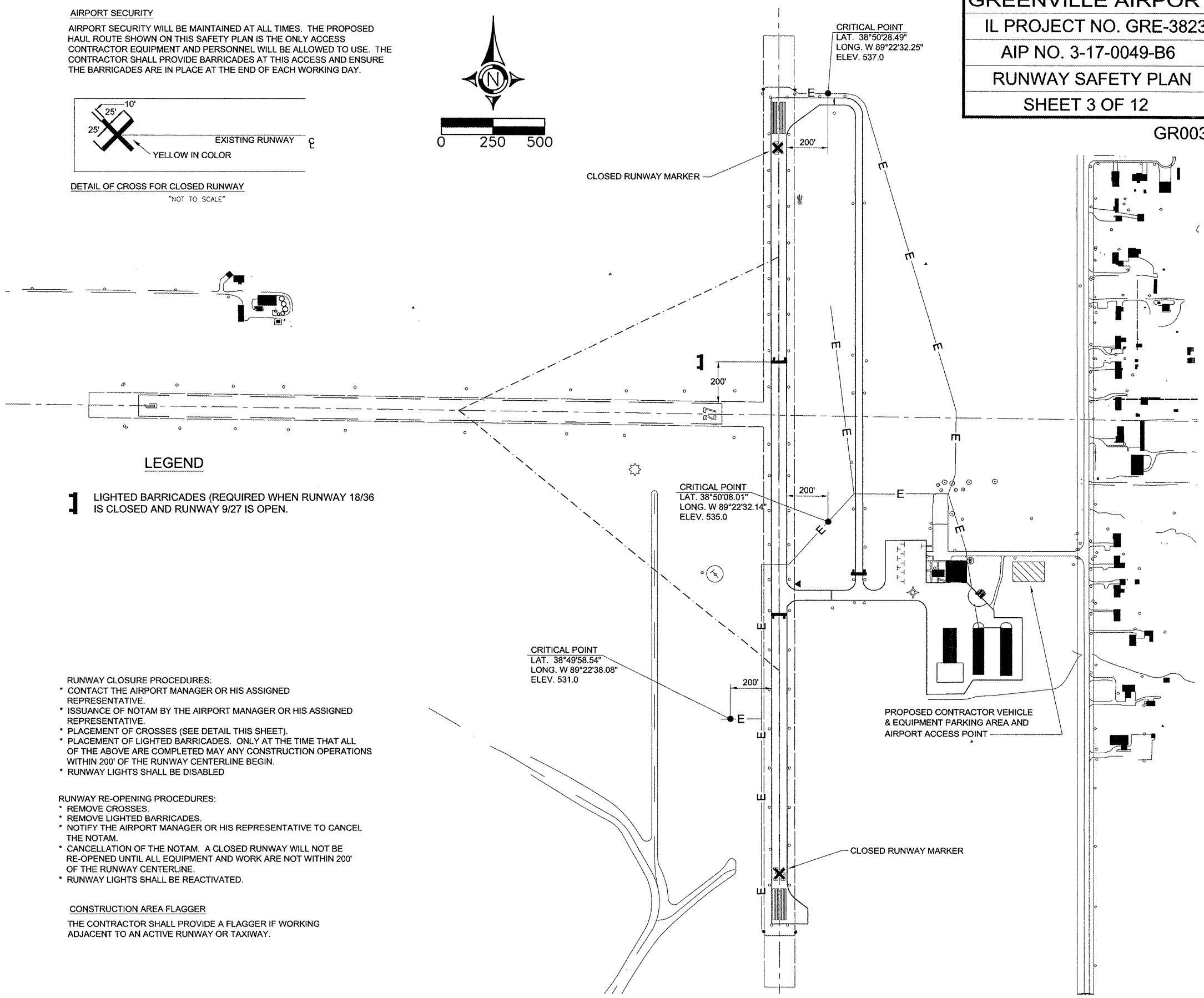
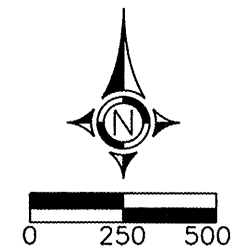
THE MAXIMUM ANTICIPATED HEIGHT OF THE CONSTRUCTION EQUIPMENT IS 20 FEET. THE TALLEST EQUIPMENT IS EXPECTED TO BE A CONCRETE MIXING TRUCK.

AIRPORT SECURITY

AIRPORT SECURITY WILL BE MAINTAINED AT ALL TIMES. THE PROPOSED HAUL ROUTE SHOWN ON THIS SAFETY PLAN IS THE ONLY ACCESS CONTRACTOR EQUIPMENT AND PERSONNEL WILL BE ALLOWED TO USE. THE CONTRACTOR SHALL PROVIDE BARRICADES AT THIS ACCESS AND ENSURE THE BARRICADES ARE IN PLACE AT THE END OF EACH WORKING DAY.



DETAIL OF CROSS FOR CLOSED RUNWAY
 "NOT TO SCALE"



LEGEND

1 LIGHTED BARRICADES (REQUIRED WHEN RUNWAY 18/36 IS CLOSED AND RUNWAY 9/27 IS OPEN.)

- RUNWAY CLOSURE PROCEDURES:**
- CONTACT THE AIRPORT MANAGER OR HIS ASSIGNED REPRESENTATIVE.
 - ISSUANCE OF NOTAM BY THE AIRPORT MANAGER OR HIS ASSIGNED REPRESENTATIVE.
 - PLACEMENT OF CROSSES (SEE DETAIL THIS SHEET).
 - PLACEMENT OF LIGHTED BARRICADES. ONLY AT THE TIME THAT ALL OF THE ABOVE ARE COMPLETED MAY ANY CONSTRUCTION OPERATIONS WITHIN 200' OF THE RUNWAY CENTERLINE BEGIN.
 - RUNWAY LIGHTS SHALL BE DISABLED

- RUNWAY RE-OPENING PROCEDURES:**
- REMOVE CROSSES.
 - REMOVE LIGHTED BARRICADES.
 - NOTIFY THE AIRPORT MANAGER OR HIS REPRESENTATIVE TO CANCEL THE NOTAM.
 - CANCELLATION OF THE NOTAM. A CLOSED RUNWAY WILL NOT BE RE-OPENED UNTIL ALL EQUIPMENT AND WORK ARE NOT WITHIN 200' OF THE RUNWAY CENTERLINE.
 - RUNWAY LIGHTS SHALL BE REACTIVATED.

CONSTRUCTION AREA FLAGGER
 THE CONTRACTOR SHALL PROVIDE A FLAGGER IF WORKING ADJACENT TO AN ACTIVE RUNWAY OR TAXIWAY.