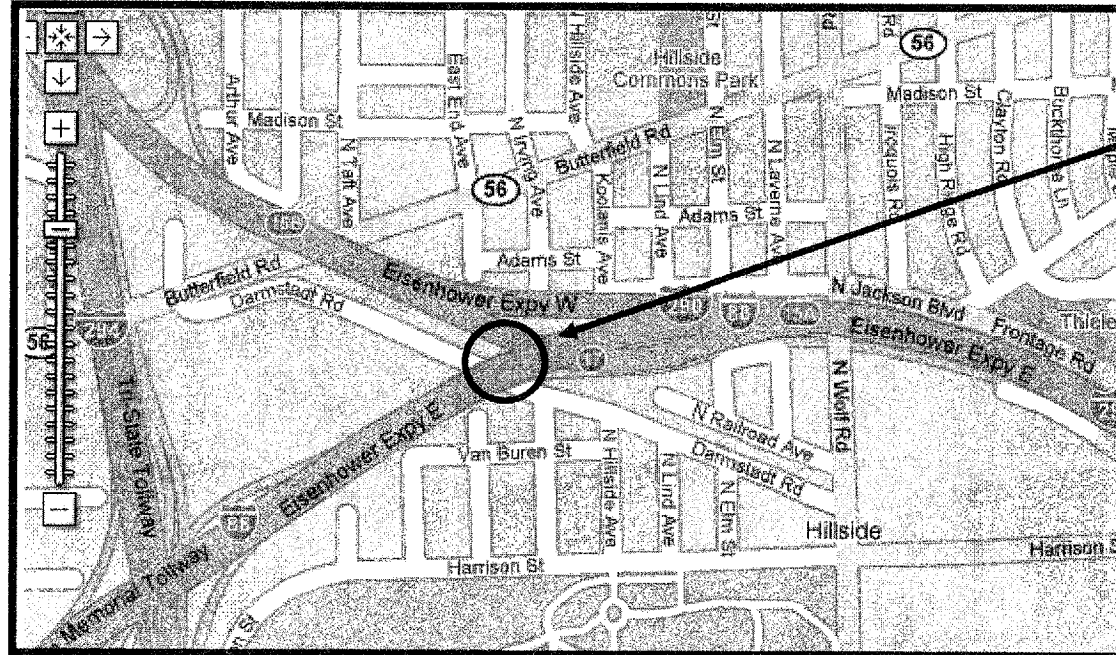


ROUTE	SECTION	COUNTY	TOTAL SHEETS	SHEET NUMBER
VARIOUS	2007-010 I	VARIOUS	19	11


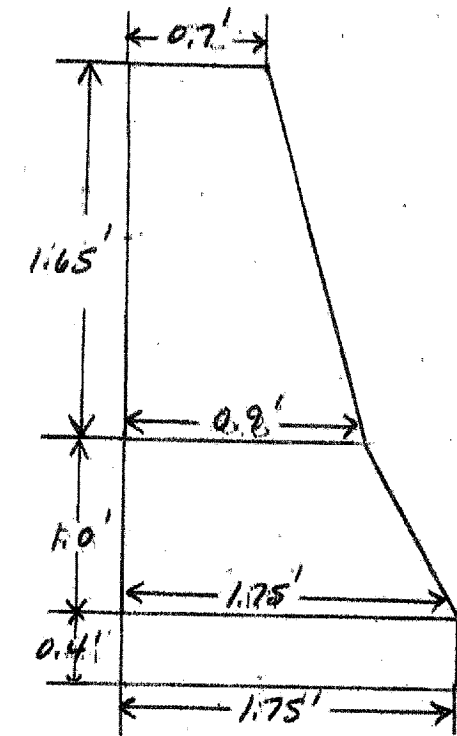
PROVISO TOWNSHIP

R 12 E

T 39 N



LOCATION 5: I-290: EISENHOWER EXPRESSWAY LEFT SHOULDER, ON THE EAST SIDE BRIDGE APPROACH OF THE ROOSEVELT ROAD EXTENSION I-88 BRIDGE CREEK.



STEEL PLATE BEAM GUARDRAIL (TYP 6) IS ATTACHED TO THE BARRIER WALL/PARAPET NEEDS TO BE REMOVED AND REINSTALLED.

OVERALL LENGTH = 11'