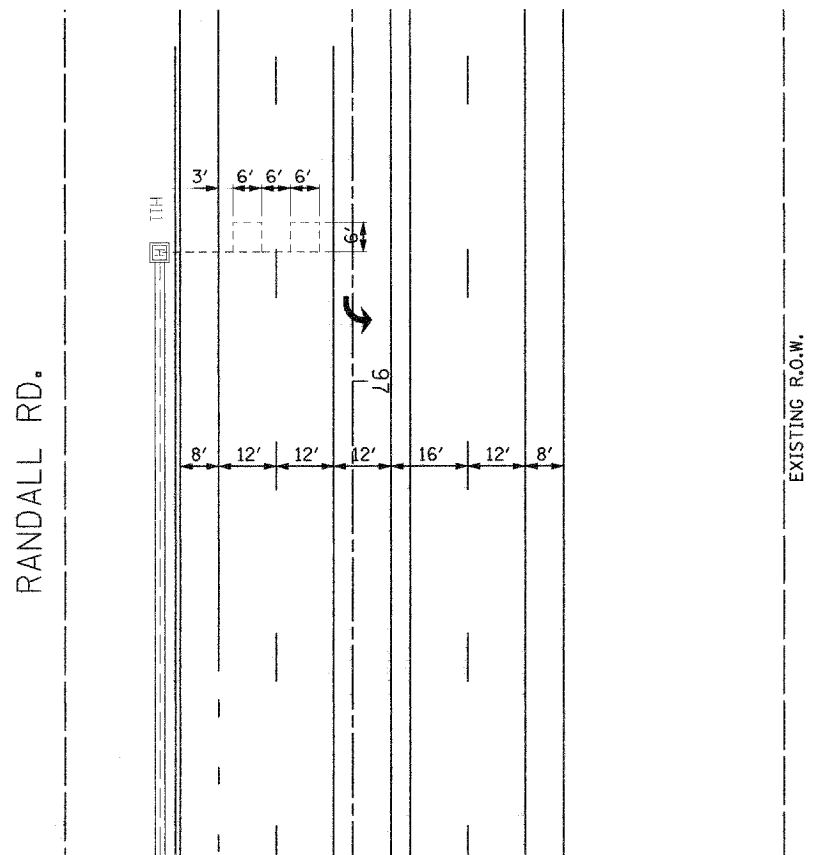
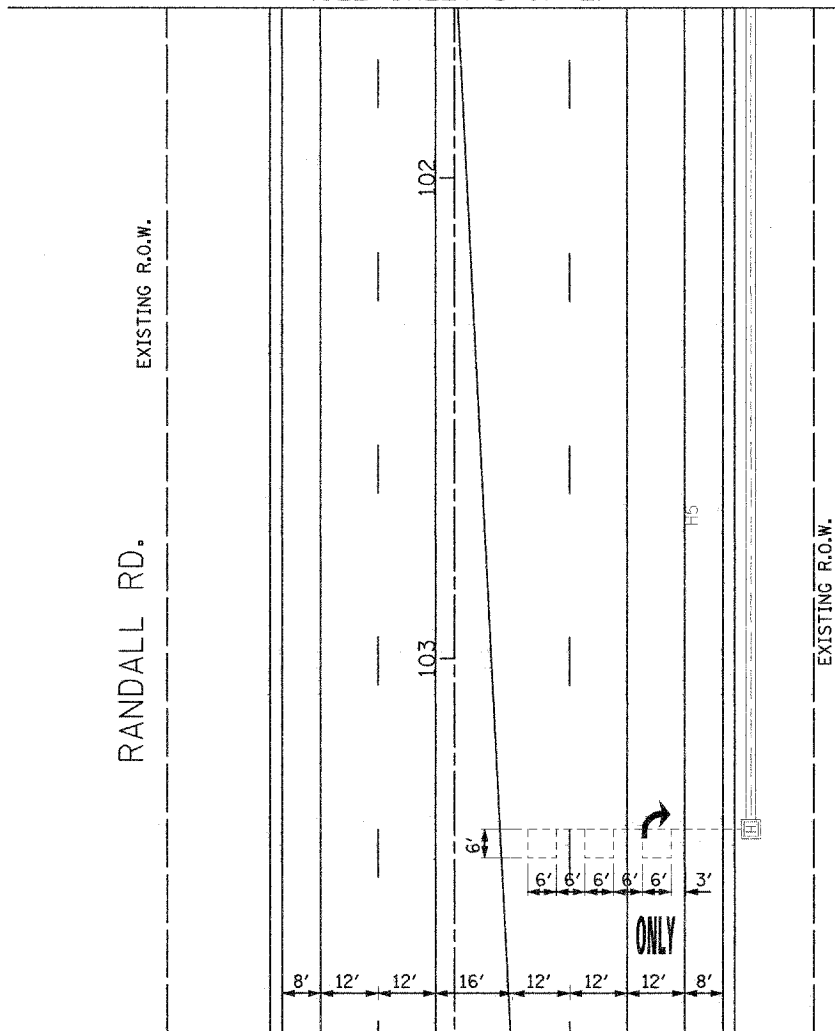


MATCH LINE STA. 101+65  
(SEE SHEET 1 OF 2)



MATCH LINE STA. 98+00  
(SEE SHEET 1 OF 2)



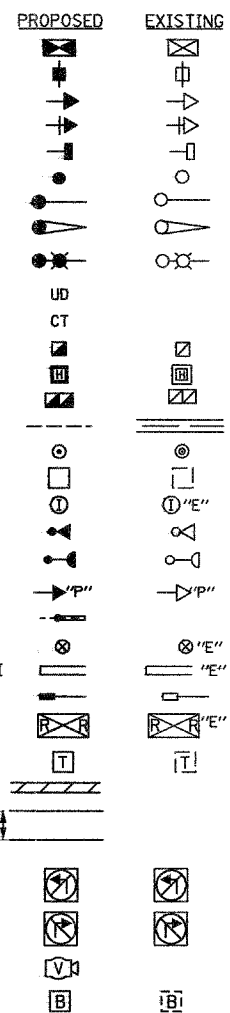
RANDALL RD.

EXISTING R.O.W.

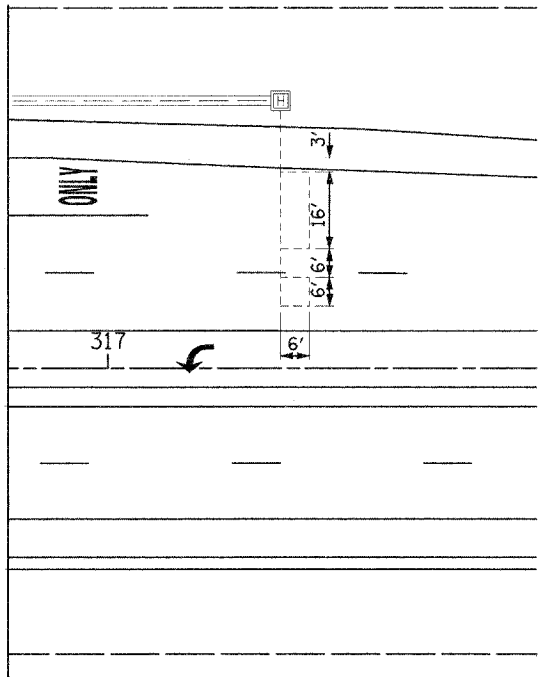
EXISTING R.O.W.

**TRAFFIC SIGNAL LEGEND**

- CONTROLLER
- SERVICE INSTALLATION
- SIGNAL HEAD
- SIGNAL HEAD WITH BACKPLATE
- SIGNAL HEAD, PEDESTRIAN
- SIGNAL POST
- MAST ARM ASSEMBLY AND POLE, STEEL
- MAST ARM ASSEMBLY AND POLE, ALUMINUM
- COMBINATION MAST ARM ASSEMBLY AND POLE, STEEL WITH LUMINAIRE
- UNIT DUCT
- COMMON TRENCH
- HANDHOLE
- HEAVY DUTY HANDHOLE
- DOUBLE HANDHOLE
- GALVANIZED STEEL CONDUIT IN TRENCH OR PUSHED
- PEDESTRIAN PUSHBUTTON DETECTOR
- DETECTOR LOOP
- CAST IRON JUNCTION BOX
- EMERGENCY VEHICLE SYSTEM DETECTOR
- CONFIRMATION BEACON
- SIGNAL HEAD, OPTICALLY PROGRAMMED
- CONDUIT SPLICE
- WOOD POLE
- RACEWAY FOR MAGNETIC DETECTOR, TYPE I OR TYPE II
- VEHICLE DETECTOR, NON COMPENSATED MAGNETIC TYPE
- RAILROAD CONTROL CABINET
- TELEPHONE CONNECTION
- POLYUREA PAVEMENT MARKING TYPE 1- LINE 24"
- POLYUREA PAVEMENT MARKING TYPE 1- LINE 6"
- 6' APART CROSSWALK LINES
- ILLUMINATED SIGN, FIBER OPTIC
- "NO LEFT TURN"
- ILLUMINATED SIGN, FIBER OPTIC
- "NO RIGHT TURN"
- VIDEO DETECTION CAMERA (SINGLE)
- UPS-BATTERY BACK-UP



MATCH LINE STA. 316+80  
(SEE SHEET 1 OF 2)



FILE NAME =	USER NAME = RDP	DESIGNED - PKG/RDP	REVISED -
J:\PROJECTS\Projects 2007\ILL_RTE_72_Randall_RD\09_Randall_road_11.72_INT.dgn		DRAWN - MAA/RDP	REVISED -
		CHECKED - PKG	REVISED -
		DATE - 12-06-2007	REVISED -

**STATE OF ILLINOIS  
DEPARTMENT OF TRANSPORTATION**

TRAFFIC SIGNAL MODIFICATION PLAN			
ILLINOIS ROUTE 72 AT RANDALL ROAD			
(SHEET 2 OF 2)			
SCALE: 1"=20'	SHEET NO.	OF SHEETS	STA. TO STA.

F.A. RTE.	SECTION	COUNTY	TOTAL SHEETS	SHEET NO.
341	2007-059 L	KANE	21	09
CONTRACT NO. 60098				
FED. ROAD DIST. NO. 1 ILLINOIS FED. AID PROJECT				