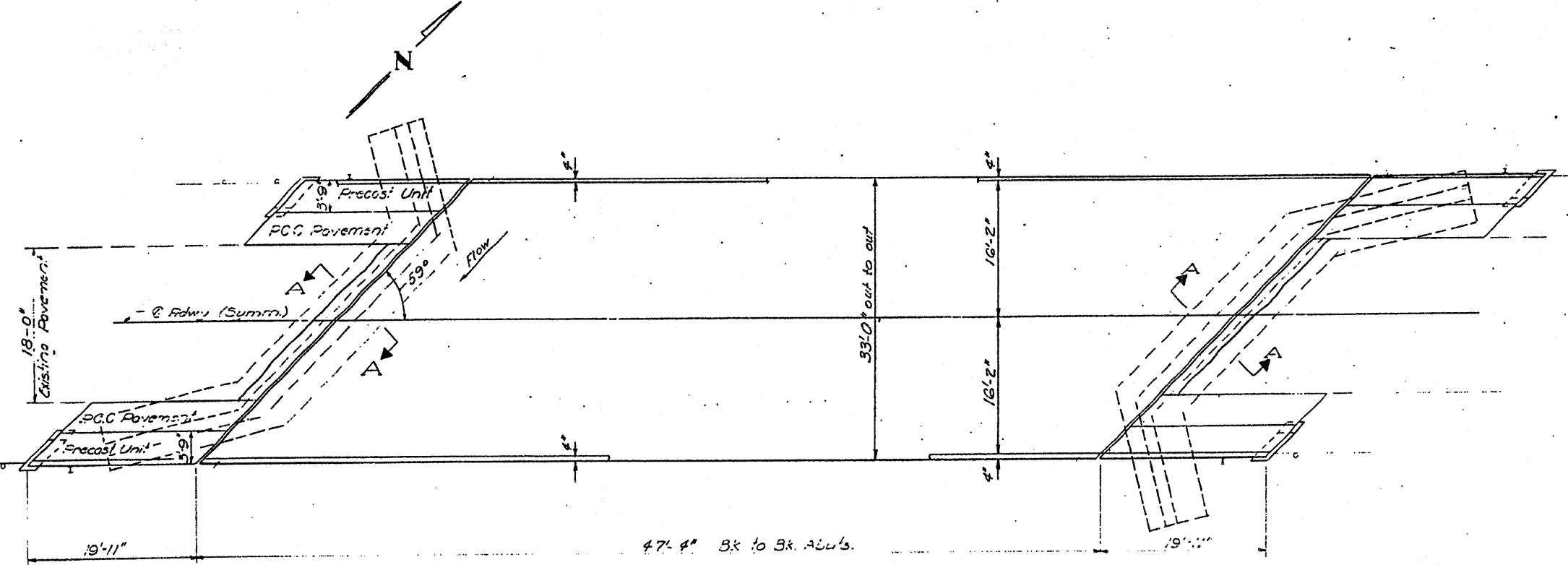
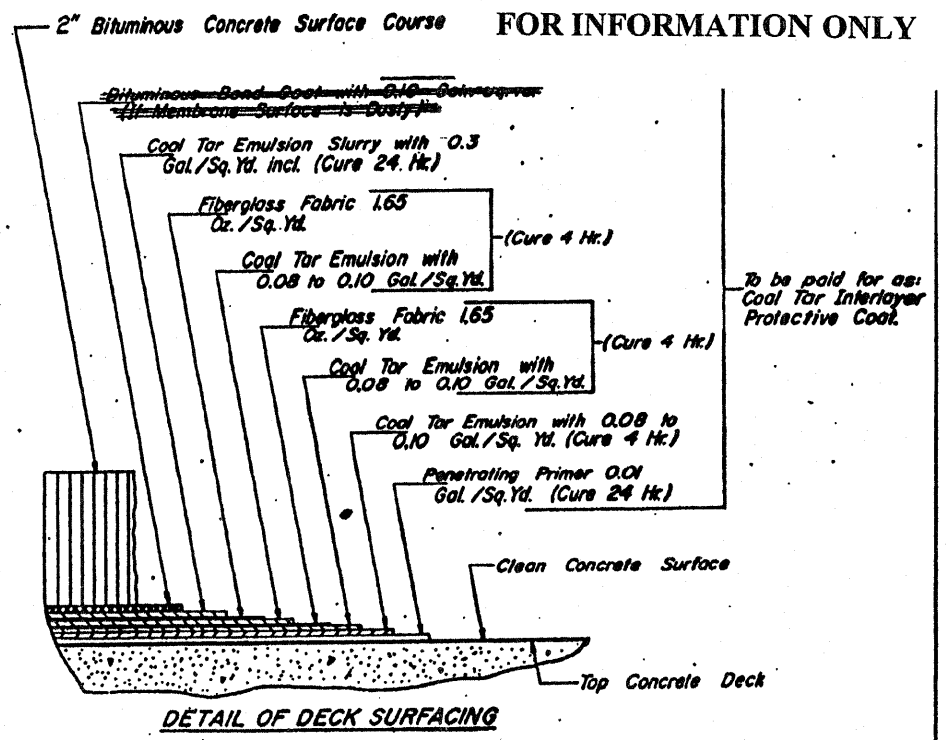
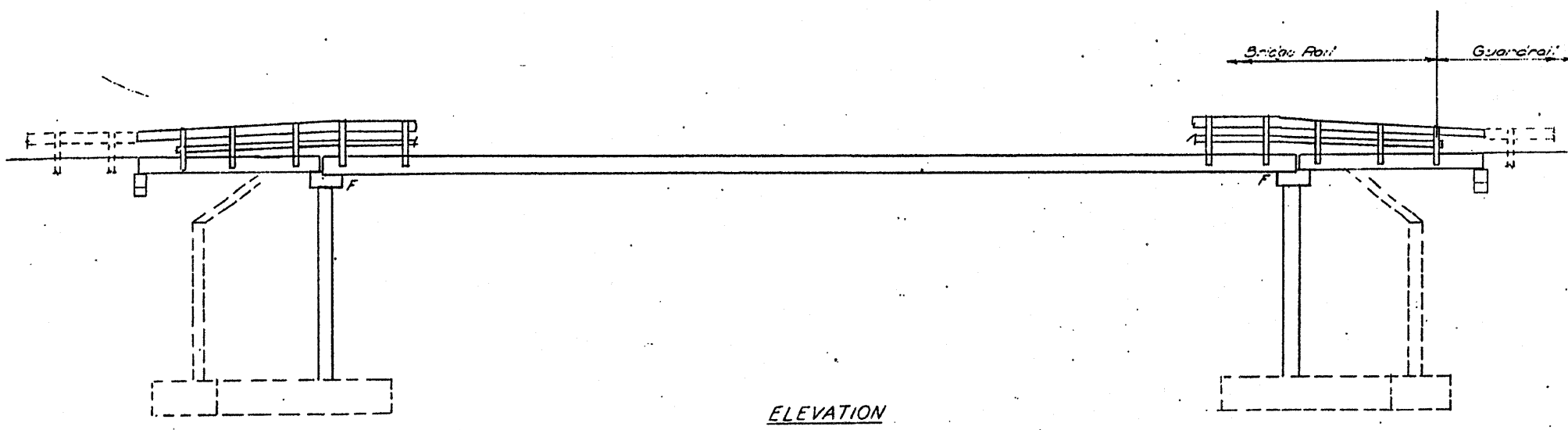


Build as SBI-RT.3 Sec. II B Year Built 1970 Sta. 711+12
 Existing Structure: RC Through Girder, 24L3" wide, 49'5" long
 Temporary Bridge required ft. long ft. wide HS 15 loading
 Remove exist. Superstructure, No Salvage

STATE OF ILLINOIS
 DEPARTMENT OF PUBLIC WORKS & BUILDINGS
 DIVISION OF HIGHWAYS

DATE: 3
 P.A.
 FILE NO. 1



GENERAL NOTES

All reinforcement bars shall be lapped 24 diameters unless otherwise shown.

It shall be the responsibility of the Contractor to verify all dimensions and conditions existing in the field prior to construction and ordering of materials.

An alternate strand pattern using Extra High Strength Prestressing strand (270 ksi.) is permitted.

Expansion bolts shall consist of self drilling expansion shields and 3/4" hooked bolts. Hooked bolts shall extend a minimum of 12" into new concrete except as otherwise shown.

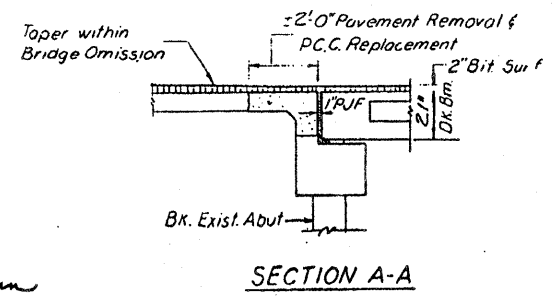
Any excavation shall be incidental to Bridge Contract.

Shoulder transition to wingwall shall be shaped with broken concrete. Cost incidental.

Limits of Coal Tar Interlayer Protective Coat shall be back to back of abutments and out to out of deck.

TOTAL BILL OF MATERIAL

Item	Unit	Super	Sub.	Total
Portland Cement Concrete Pavement (10')	Sq. Yds.	33		33
Pavement Fabric	Sq. Yds.	33		33
Concrete Removal	Cu. Yds.		14	14
Expansion Bolts (3/4")	Each	48	56	104
Class X Concrete	Cu. Yds.	1.9	23.8	25.7
Precast Concrete Bridge Slab	Sq. Ft.	299		299
Precast Prestressed Concrete Deck Beams (2/)	Sq. Ft.	1536		1536
Steel Railings, Type W	Lin. Ft.	163		163
Reinforcement Bars	Lbs.		4,130	4,130
Pavement Removal & P.C.C. Replacement, Type 2 (10')	Sq. Yds.	9		9
Removal of Existing Superstructures	Each	1		1
Coal Tar Interlayer Protective Coat	Sq. Yds.	173		173
Temporary Bridge Complete	Each			1



DESIGN STRESSES

FIELD UNITS PRECAST PRESTR. UNITS

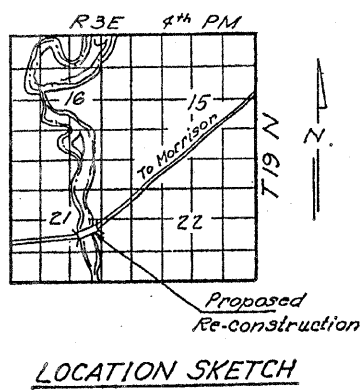
$f_c = 1400$ psi. (super) $f'_c = 5000$ psi.

$f_c = 1000$ psi. (sub) $f'_c = 4000$ psi.

$f_s = 20,000$ psi. (reinf) $f'_s = 248,000$ psi.

$V_c = 75$ psi. (footing) $f_{si} = 173,600$ psi.

$n = 10$



DESIGNED: Simon Mettamb
 CHECKED: James Pence
 DRAWN: Simon Mettamb
 CHECKED: JP

EXAMINED: FEBRUARY 26 1970
 PASSED: W. G. Baumman
 APPROVED: Richard L. Holterman

GENERAL PLAN & ELEVATION
 S.B.I.R.T.3 OVER MEREDOSIA SLOUGH
 S.B.I.R.T.3 SEC. II BR
 WHITESIDE COUNTY
 STA. 711+12

LOADING HS 20-44