

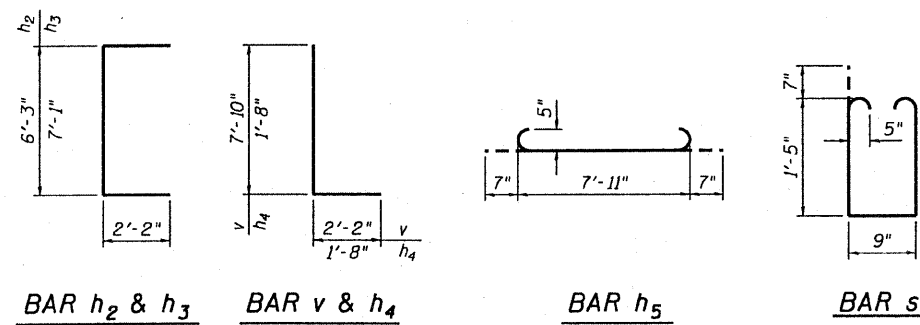
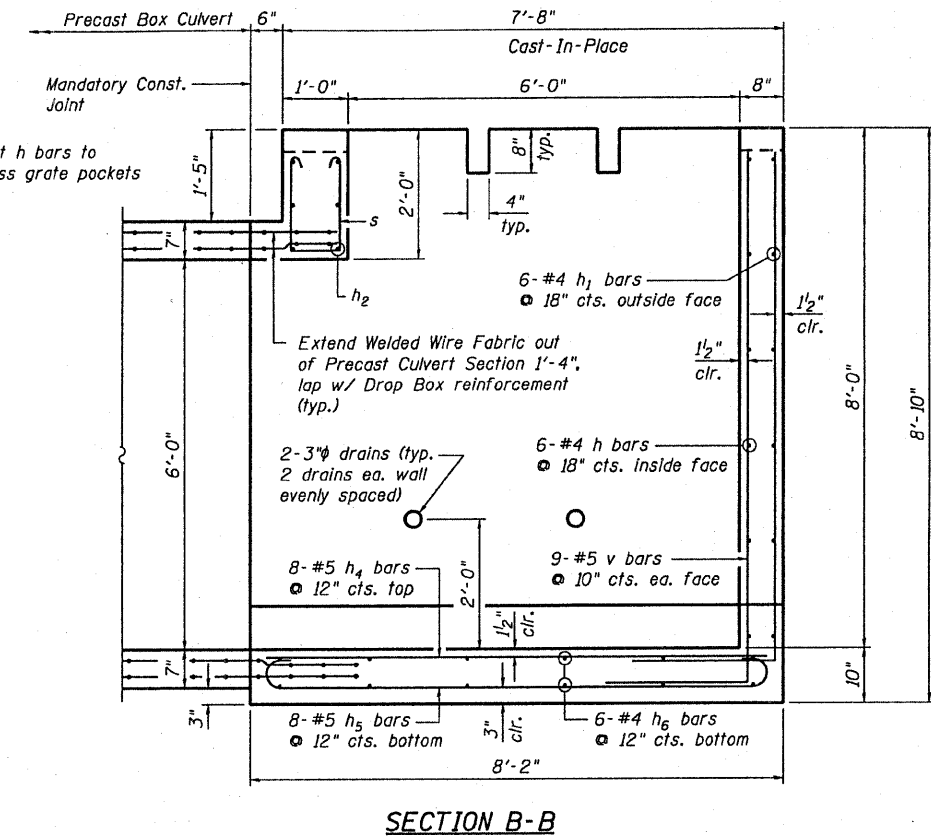
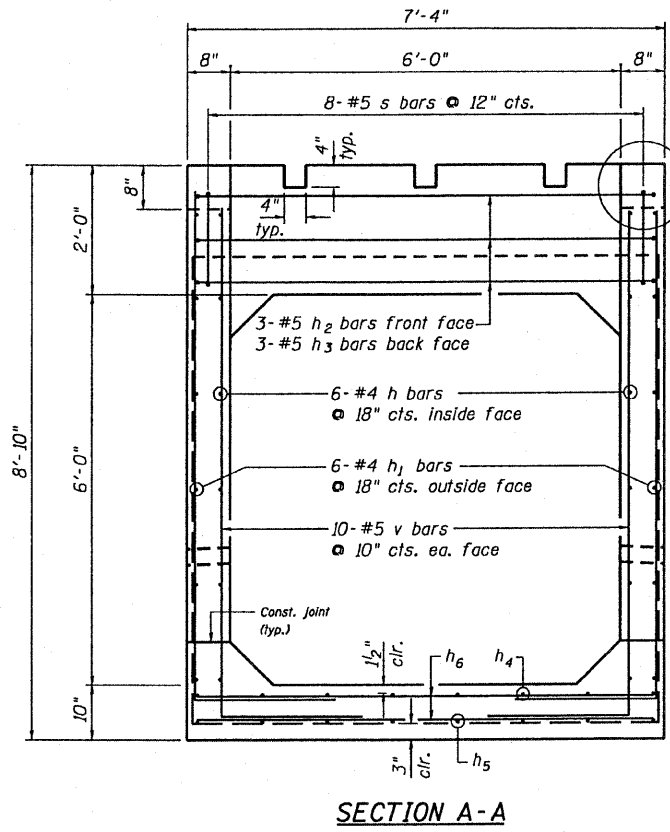
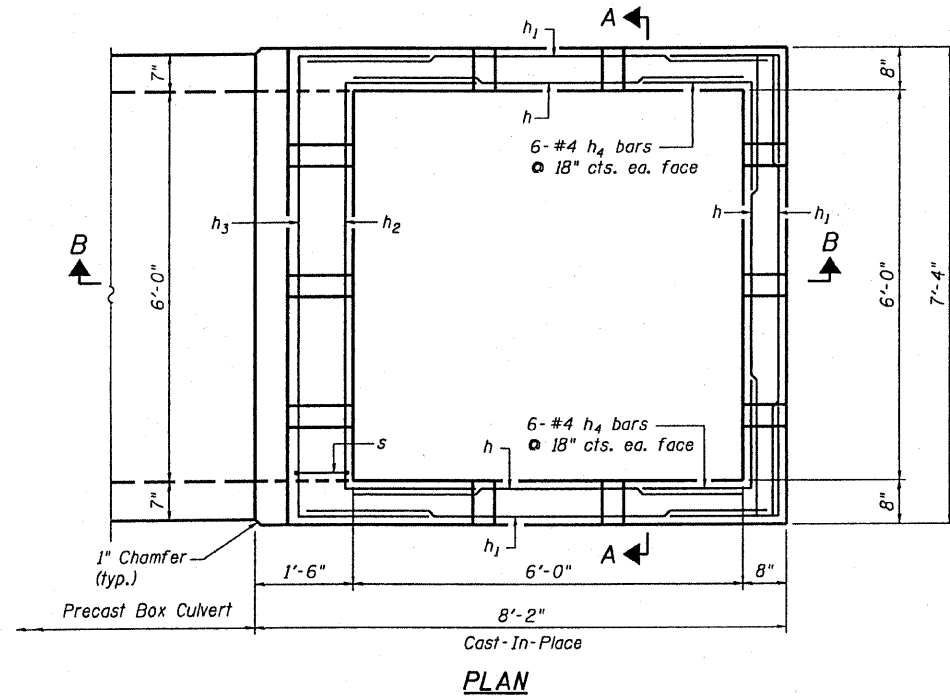
STATE OF ILLINOIS
DEPARTMENT OF TRANSPORTATION

F.A.R. RTE.	SECTION	COUNTY	TOTAL SHEETS	SHEET NO.
654	109 M	CARROLL	76	35
STA.	TO STA.			
FED. ROAD DIST. NO.	ILLINOIS FED. AID PROJECT			
CONTRACT • 64889				

Operator: dheberling

Date: 12/12/2007

Filename: L:\Jobs\DOT_D-26279-10\CADD_Struct\Drop No 1.dgn




BILL OF MATERIAL
(For information only)

Bar	No.	Size	Length	Shape
h	18	#4	6'-0"	—
h ₁	18	#4	7'-1"	—
h ₂	3	#5	10'-7"	—
h ₃	3	#5	11'-5"	—
h ₄	24	#4	3'-4"	—
h ₅	8	#5	7'-11"	—
h ₆	8	#4	9'-1"	—
h ₇	12	#4	7'-1"	—
s	8	#5	4'-9"	□
v	58	#5	10'-0"	—
Concrete Structures			Cu. Yd.	6.9
Reinforcement Bars, Epoxy Coated			Pound	1,100

GENERAL NOTES

Reinforcement bars shall conform to the requirements of ASTM A706 Gr. 60 (IL Modified) See Special Provisions. The contractor shall be responsible for diverting the water flow from the construction area using a method meeting the approval of the Engineer. Cost included with "Drop Box No. 1". Drain holes shall be constructed in accordance with section 503.11. For details of galvanized steel pipe grate see sheet 34.



DROP BOX NO. 1
REINFORCEMENT DETAILS
FAP ROUTE 654 (IL ROUTE 73)
SECTION 109 M
CARROLL COUNTY

DESIGNED	S.D.S.
CHECKED	S.D.S.
DRAWN	D.L.H.
CHECKED	S.D.S./D.L.H.

