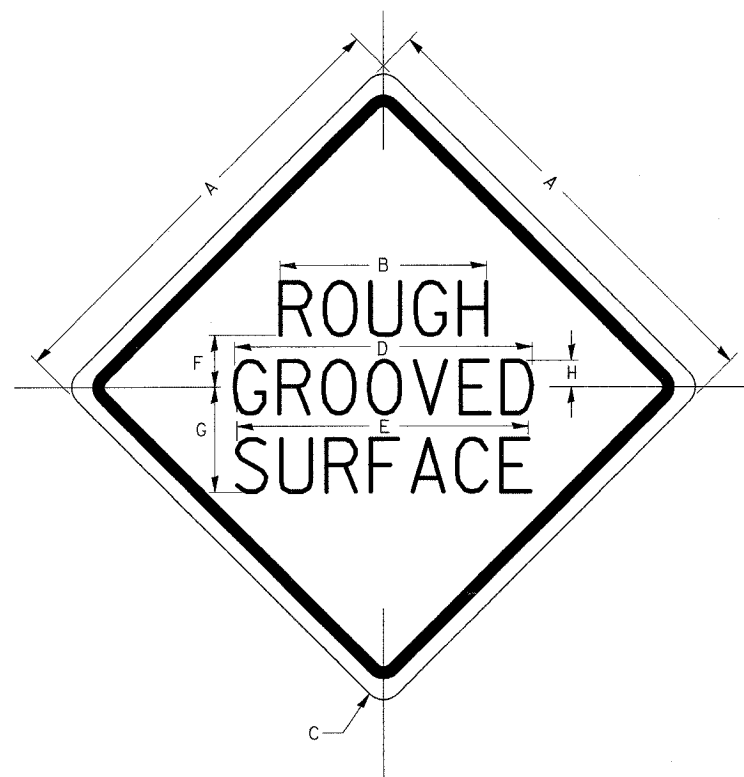


F.A.U. RTE.	SECTION	COUNTY	TOTAL SHEETS	SHEET NO.
5564	111PM	WHITESIDE	16	14
STA.		TO STA.		
FED. ROAD DIST. NO.		ILLINOIS FED. AID PROJECT		

ROUGH GROOVED SURFACE SIGN

ILLINOIS STANDARD W8-I107
SIGN PANEL TYPE 1



COLOR: LEGEND AND BORDER - BLACK NON-REFLECTIVE
BACKGROUND - ORANGE REFLECTORIZED

SIGN SIZE	DIMENSIONS							
	A	B	C	D	E	F	G	H
1200x1200 (48x48)	1200 (48.0)	600 (24.1)	75 (3.0)	850 (34.0)	825 (33.0)	150 (6.0)	325 (13.0)	88 (3.5)

SIGN SIZE	SERIES LINES			MARGIN	BORDER	BLANK STD.
	1	2	3			
1200x1200 (48x48)	7C	7C	7C	20 (0.8)	30 (1.2)	B4-48D

ALL DIMENSIONS IN INCHES.

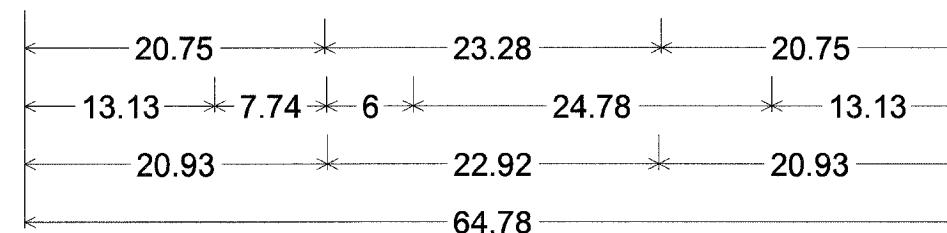
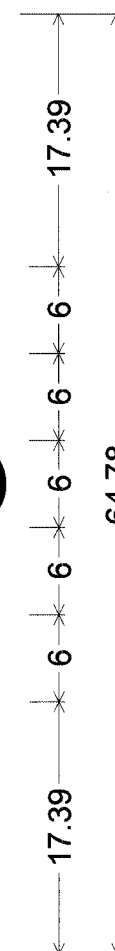
GENERAL NOTES

SIGN PANELS AND FACE MATERIALS SHALL BE ACCORDING TO SECTION 720 OF THE STANDARD SPECIFICATIONS

METAL POSTS SHALL BE IN ACCORDANCE WITH STD. 720011.

ALL MOUNTING HARDWARE SHALL BE ALUMINUM, STAINLESS STEEL, ZINC OR CADMIUM PLATED STEEL AND SHALL BE INCIDENTAL TO THE COST OF THE INSTALLATION.

ALL DIMENSIONS ARE IN MILLIMETERS (INCHES) UNLESS OTHERWISE NOTED.



48.00" across sides 3.75" Radius, 1.00" Border, 0.63" Indent, Black on Orange;

[STAY] E Mod 2K; [IN YOUR] E Mod 2K;

[LANE] E Mod 2K;

Table of letter and object lefts.

S 20.75	T 26.51	A 31.43	Y 37.97
I 13.13	N 16.01	Y 26.87	O 33.77
U 40.25	R 46.79	L 20.93	A 25.73
N 32.87	E 39.41		

PLOT DATE = Thu Dec 06 09:30:04 2007
 FILE NAME = c:\pwworkspace\2007\120609\120609.dgn
 PLOT SCALE = 50.0000 / 1 IN.
 REFERENCE = #REF#