

STATE OF ILLINOIS
DEPARTMENT OF TRANSPORTATION

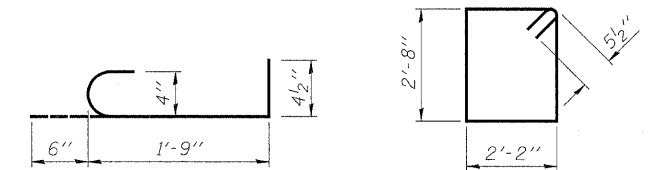
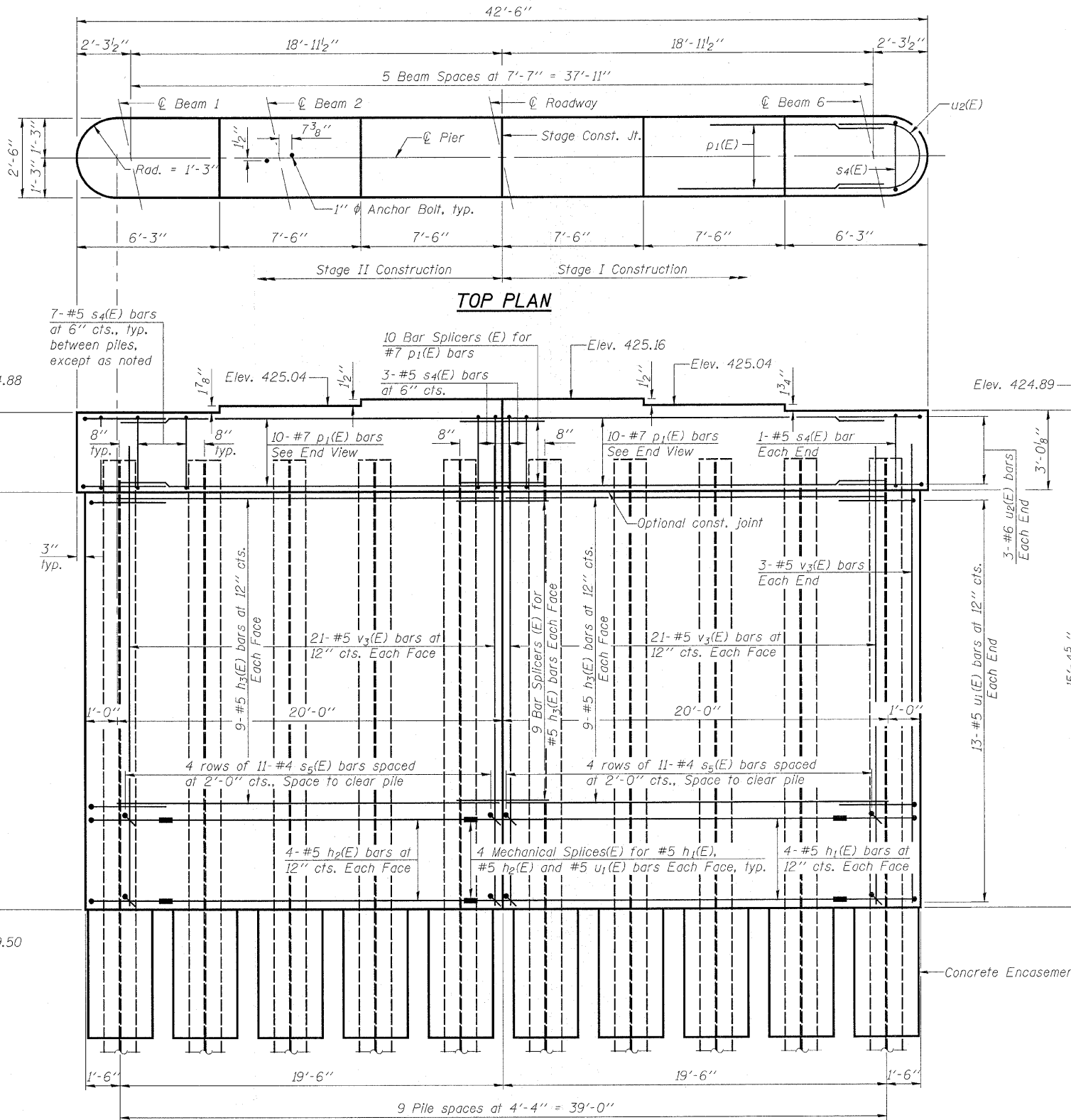
ROUTE NO. F.A.P. 328	SECTION (8BR-2) B-1	COUNTY WAYNE	TOTAL SHEETS 140	SHEET NO. 42	SHEET NO. 20 25 SHEETS
FED. ROAD DIST. NO. 7		ILLINOIS	FED. AID PROJECT-		

Contract #74040

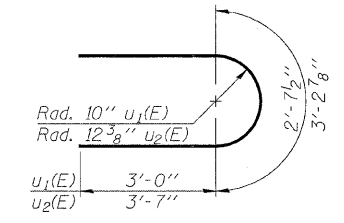
Notes:
Space reinforcement in cap to miss anchor bolts.
Pour steps monolithically with cap.
For details of piles, see sheet 21 of 25.
For details of bar splicers, see sheet 22 of 25.
For concrete encasement, see sheet 21 of 25.

PILE DATA

Type: HP12x63
Nominal Required Bearing: 400 kips
Allowable Resistance Available: 133 kips
Est. Length: 32'
No. Production Piles: 9
No. Test Piles: 1



BAR s5(E) BAR s4(E)



BARS u1(E) & u2(E)

BILL OF MATERIAL

Bar	No.	Size	Length	Shape
h1(E)	8	#5	18'-0"	—
h2(E)	8	#5	16'-0"	—
h3(E)	36	#5	20'-0"	—
p1(E)	20	#7	20'-0"	—
s4(E)	64	#5	10'-7"	□
s5(E)	88	#4	2'-8"	U
u1(E)	26	#5	8'-8"	U
u2(E)	6	#6	10'-5"	U
v3(E)	90	#5	14'-5"	—
Structure Excavation			Cu. Yd.	58
Concrete Structures			Cu. Yd.	50.4
Reinforcement Bars, Epoxy Coated			Pound	4,400
Furnishing Steel Piles HP12x63			Foot	288
Driving Piles HP12x63			Foot	288
Test Pile Steel HP12x63			Each	1
Concrete Encasement			Cu. Yd.	3.5
Pile Shoes			Each	10
Anchor Bolts, 1"			Each	12
Underwater Structure Excavation Protection Location 2			Each	1
Mechanical Splice			Each	24

END VIEW

ELEVATION
(Looking North)

DESIGNED	JJD
CHECKED	EML
DRAWN	KLH
CHECKED	EML



PIER 2
F.A.P. ROUTE 328 - SECTION (8BR-2)B-1
WAYNE COUNTY
STATION 888+60.00
STRUCTURE NO. 096-0067