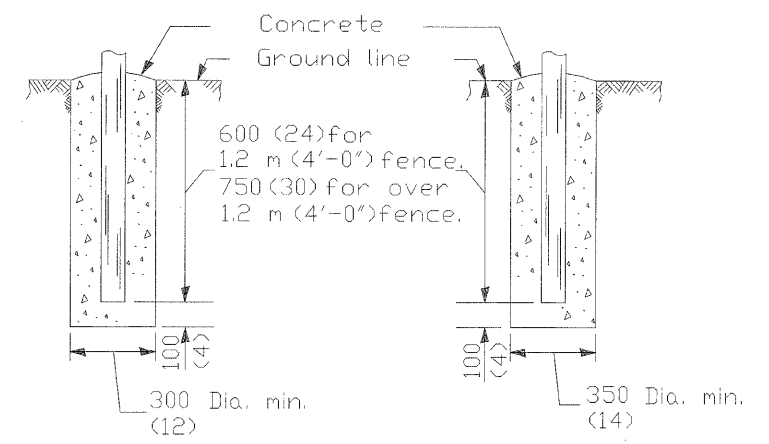


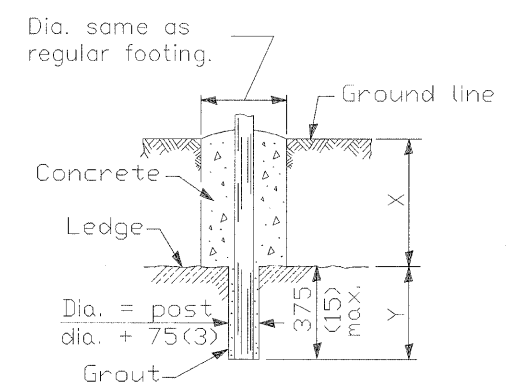
PEDESTRIAN GATE ARRANGEMENT

VEHICLE GATE ARRANGEMENT



FOOTING FOR LINE POST

FOOTING FOR GATE & TERMINAL POST

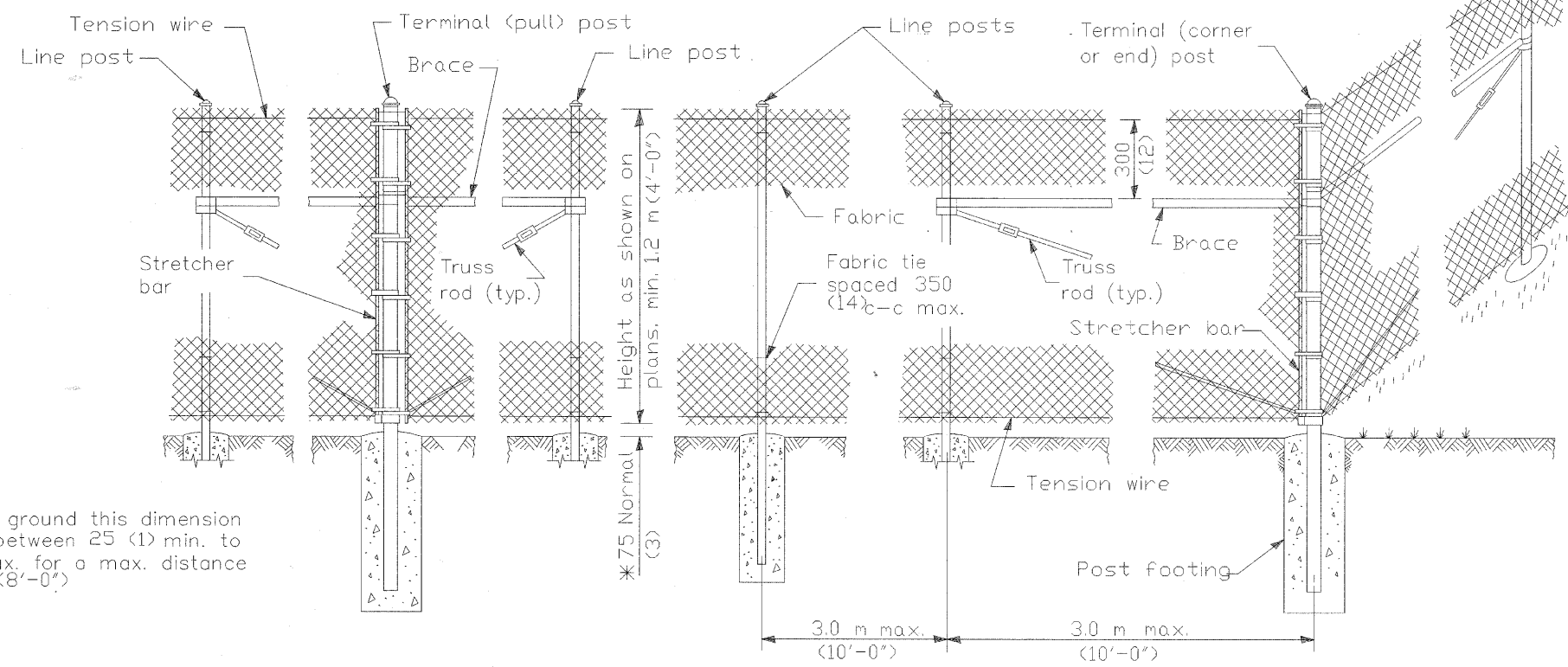


FOOTING FOR POST IN ROCK LEDGE

GENERAL NOTES

Pull posts shall be placed at locations determined by the Engineer. They shall be placed at 200 m (660') intervals between posts to which the ends of the fabric are clamped or midway between such posts when the distance is less than 400 m (1320') and greater than 200 m (660').

X + Y shall not exceed 600 mm (24"), 750 mm (30") or 900 mm (36"), as applicable. When X is 0 (0) to 225 mm (9"), 380 mm (15"), or 525 mm (21"), Y = 375 mm (15"), and the post shall be shortened as required. When X exceeds 225 mm (9"), 380 mm (15"), or 525 mm (21"), Y shall be decreased correspondingly.



PULL POST ARRANGEMENT

LINE POST ARRANGEMENT

CORNER OR END POST ARRANGEMENT

\* On uneven ground this dimension may vary between 25 (1) min. to 125 (5) max. for a max. distance of 2.4 m (8'-0").

REVISIONS		ILLINOIS DEPARTMENT OF TRANSPORTATION	
NAME	DATE		
M. DE YOUNG	06/13/90		
M. DE YOUNG	07/03/90		
M. DE YOUNG	3/27/92		
R. SHAH	09/09/94		
R. SHAH	10/25/94		
A. ABBAS	03/21/97		
M. GOMEZ	04/06/01		

SCALE: NONE	DRAWN BY: CADD
DATE: 03/25/02	CHECKED BY: