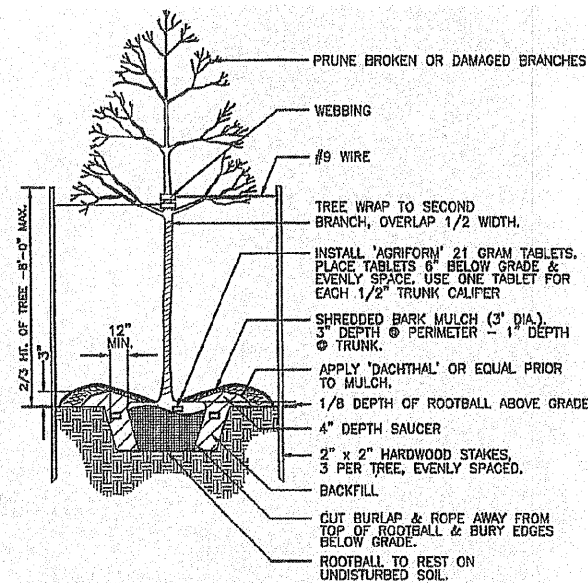


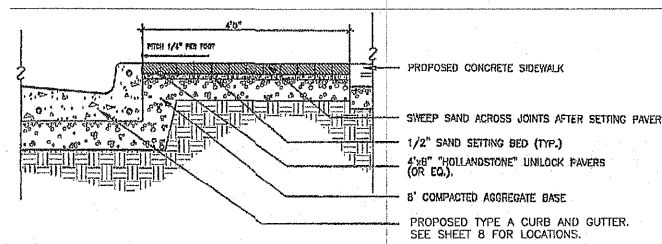
PLANTER TREE PLANTING DETAIL

N.T.S.



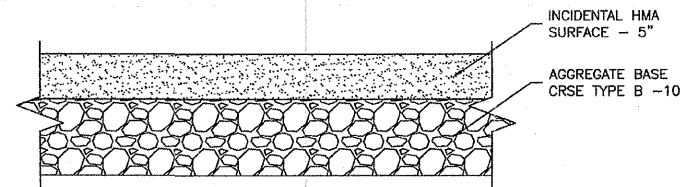
PARKWAY TREE PLANTING DETAIL

N.T.S.



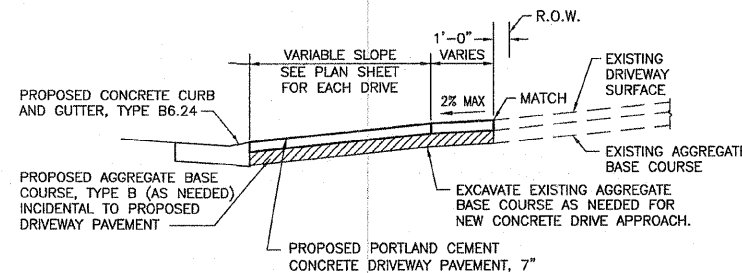
UNIT PAVER INSTALLATION

N.T.S.



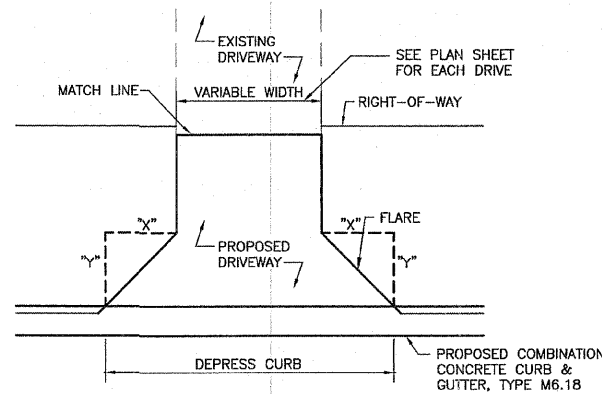
INCIDENTAL HMA SURFACE DETAIL

N.T.S.



CONCRETE DRIVE APPROACH

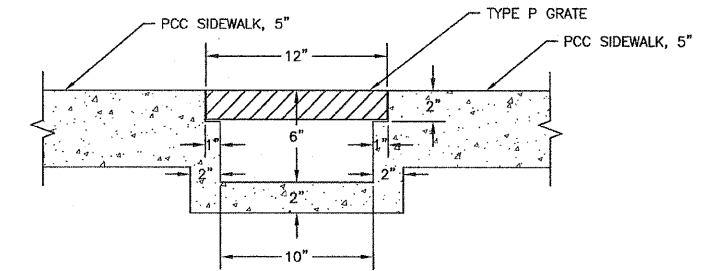
SCALE: N.T.S.



TYPICAL DRIVEWAY PLAN

SCALE: N.T.S.

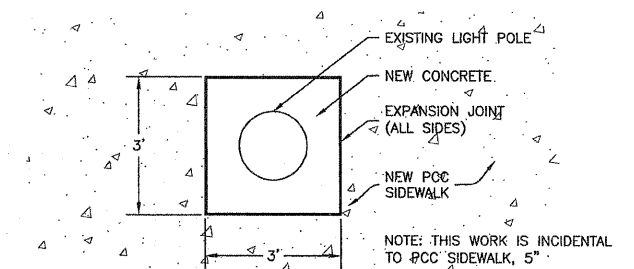
TYPE	FLARE DIMENSIONS	
	X	Y
COMMERCIAL ENTRANCE	5'	5'



ROOF DRAIN OUTLET DETAIL

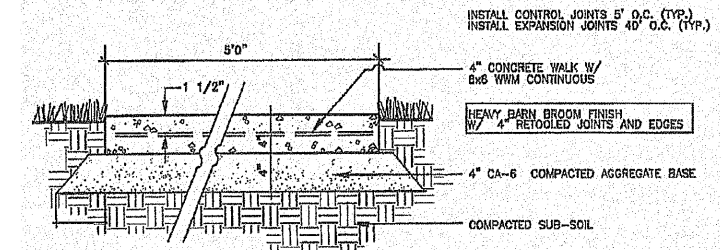
N.T.S.

NOTE:
GRATE SHALL BE AN EAST JORDAN IRONWORKS 6903, TYPE P GRATE OR APPROVED EQUAL. NO FRAME SECTIONS SHALL BE REQUIRED. CONTRACTOR SHALL FORM ROOF DRAIN OUTLET SUCH THAT GRATE BEARS DIRECTLY ON CONCRETE.



LIGHT POLE BOXOUT

N.T.S.



CONCRETE PAVING

N.T.S.

REVISIONS		
DATE	DESCRIPTION	BY
12/28/07	REVISIONS PER IDOT REVIEW	CHS
1/8/08	REVISIONS PER IDOT REVIEW	CHS