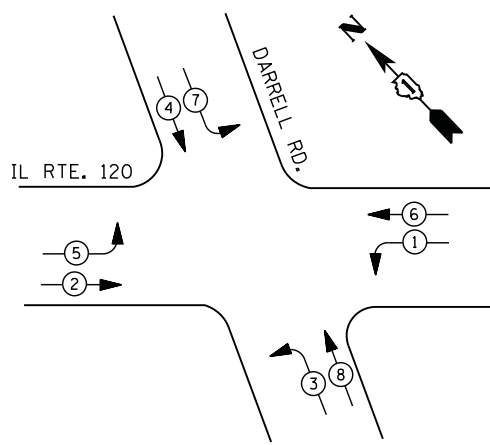


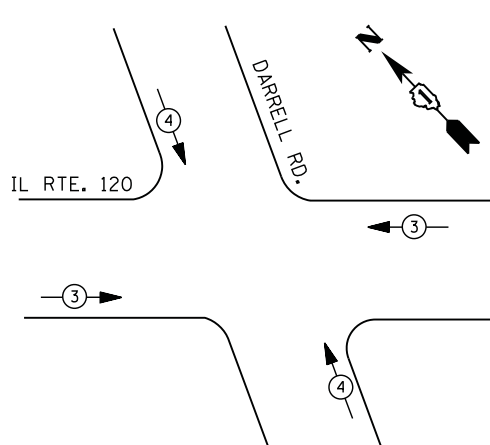
**CONTROLLER SEQUENCE**



**LEGEND**

- DUAL ENTRY PHASE
- PEDESTRIAN PHASE
- SINGLE ENTRY PHASE
- OVERLAP
- \* NUMBER REFERS TO ASSOCIATED PHASE

**PHASE DESIGNATION DIAGRAM**



**EMERGENCY VEHICLE PREEMPTION SEQUENCE**

EMERGENCY VEHICLE PREEMPTORS		
EMERGENCY VEHICLE PREEMPTOR	3	4
MOVEMENT		

**I. D. O. T.  
 TRAFFIC SIGNAL INSTALLATION  
 ELECTRICAL SERVICE REQUIREMENTS**

TYPE	NO. LAMPS	WATTAGE		% OPERATIONS	TOTAL WATTAGE
		INCAND.	LED		
SIGNAL ( RED )	12	135	17	0.50	102
( YELLOW )	12	135	25	0.25	75
( GREEN )	12	135	15	0.25	45
ARROW	16	135	12	0.10	19
PED. SIGNAL		90	25	1.00	--
CONTROLLER	1	100	100	1.00	100
ILLUM. SIGN		252	25	0.05	
VIDEO SYSTEM	--	150	-	1.00	--
TOTAL =					341

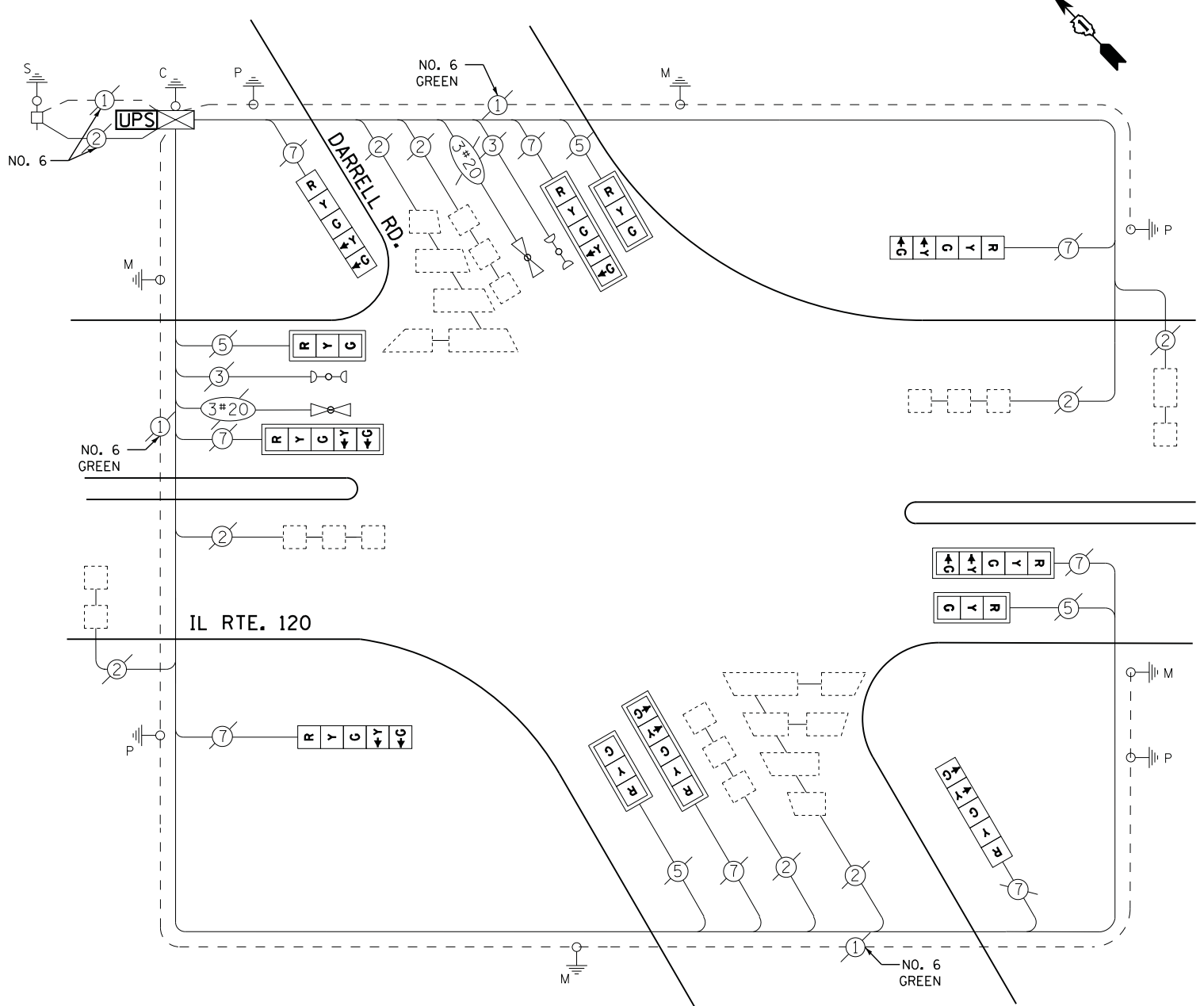
ENERGY COSTS- BILLED TO: VILLAGE OF LAKEMOOR  
 28874 W. IL ROUTE 120, SUITE C & D  
 LAKEMOOR, IL 60051

ENERGY SUPPLY - CONTACT TERRI BLECK  
 PHONE 847-816-5239  
 COMMONWEALTH EDISON

**SCHEDULE OF QUANTITIES**

QUANTITY	UNIT	ITEM
1	EACH	MAINTENANCE OF EXISTING TRAFFIC SIGNAL INSTALLATION
8	EACH	TRAFFIC SIGNAL BACKPLATE, LOUVERED, ALUMINUM
1	EACH	MODIFY EXISTING CONTROLLER CABINET
1	EACH	REMOVE EXISTING TRAFFIC SIGNAL EQUIPMENT
1	EACH	UNINTERRUPTABLE POWER SUPPLY, SPECIAL
4	EACH	SIGNAL HEAD, LED, 1-FACE, 3-SECTION, MAST ARM MOUNTED, RETROFIT
4	EACH	SIGNAL HEAD, LED, 1-FACE, 5-SECTION, MAST ARM MOUNTED, RETROFIT
4	EACH	SIGNAL HEAD, LED, 1-FACE, 5-SECTION, BRACKET MOUNTED, RETROFIT

**CABLE PLAN**



RETROFIT ALL EXISTING SIGNAL HEADS TO L.E.D.

**REMOVAL OF EXISTING TRAFFIC SIGNAL EQUIPMENT**

THE FOLLOWING ITEMS SHALL BE REMOVED BY THE CONTRACTOR AND SHALL BE DISPOSED OF BY THEM OUTSIDE THE RIGHT-OF-WAY AT THEIR EXPENSE. THE SALVAGE VALUE OF THE REMOVED EQUIPMENT SHALL BE REFLECTED IN THE CONTRACT BID PRICE.

8 EACH TRAFFIC SIGNAL BACKPLATE

FILE NAME =	USER NAME = \$USER\$	DESIGNED -	DW	REVISED -	
N:\Projects\3\12004\DesignCAD\Sheet Files\12-004 Sheets NW Lake Co\22102.CAB.LAKE.dgn		DRAWN -	JDH	REVISED -	
	PLOT SCALE = \$SCALE\$	CHECKED -	KMM	REVISED -	
	PLOT DATE = 12/10/2012	DATE -		REVISED -	

**STATE OF ILLINOIS  
 DEPARTMENT OF TRANSPORTATION**

**IL ROUTE 120 (BELVEDERE ROAD) AT DARRELL ROAD  
 SCHEDULE OF QUANTITIES, CABLE PLAN, PHASE DESIGNATION DIAGRAM  
 AND EMERGENCY VEHICLE PREEMPTION SEQUENCE**

SCALE: N.T.S. SHEET NO. OF SHEETS STA. TO STA.

F.A. RTE.	SECTION	COUNTY	TOTAL SHEETS	SHEET NO.
	2012-040TS	LAKE	60	39
CONTRACT NO. 60T85				
ILLINOIS FED. AID PROJECT				

TS# 22102  
 LAKEMOOR