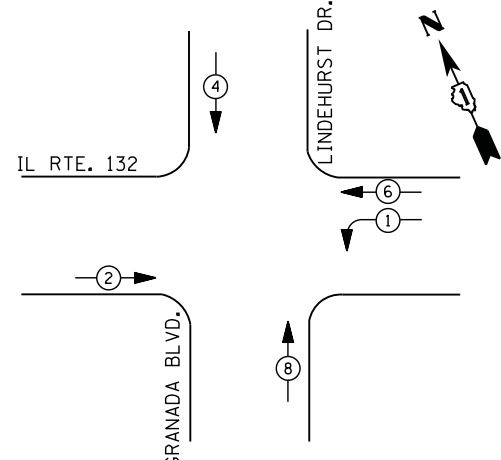
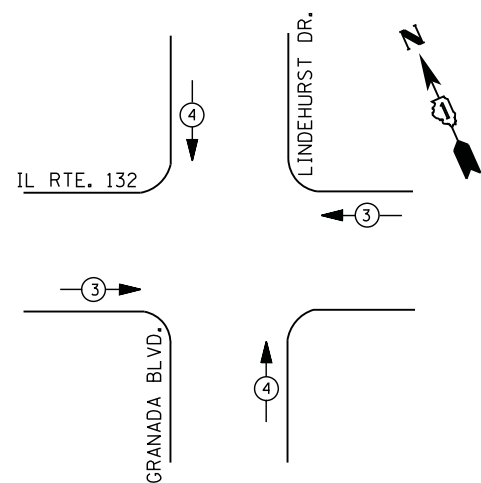


CONTROLLER SEQUENCE



PHASE DESIGNATION DIAGRAM



EMERGENCY VEHICLE PREEMPTION SEQUENCE

EMERGENCY VEHICLE PREEMPTORS		
EMERGENCY VEHICLE PREEMPTOR	3	4
MOVEMENT	← →	↑ ↓

I. D. O. T.
 TRAFFIC SIGNAL INSTALLATION
 ELECTRICAL SERVICE REQUIREMENTS

TYPE	NO. LAMPS	WATTAGE		% OPERATIONS	TOTAL WATTAGE
		INCAND.	LED		
SIGNAL (RED)	14	135	17	0.50	119
(YELLOW)	14	135	25	0.25	88
(GREEN)	14	135	15	0.25	53
ARROW	4	135	12	0.10	5
PED. SIGNAL	--	90	25	1.00	--
CONTROLLER	1	100	100	1.00	100
ILLUM. SIGN	--	252	25	0.05	--
VIDEO SYSTEM	--	150	-	1.00	--
FLASHER LED					

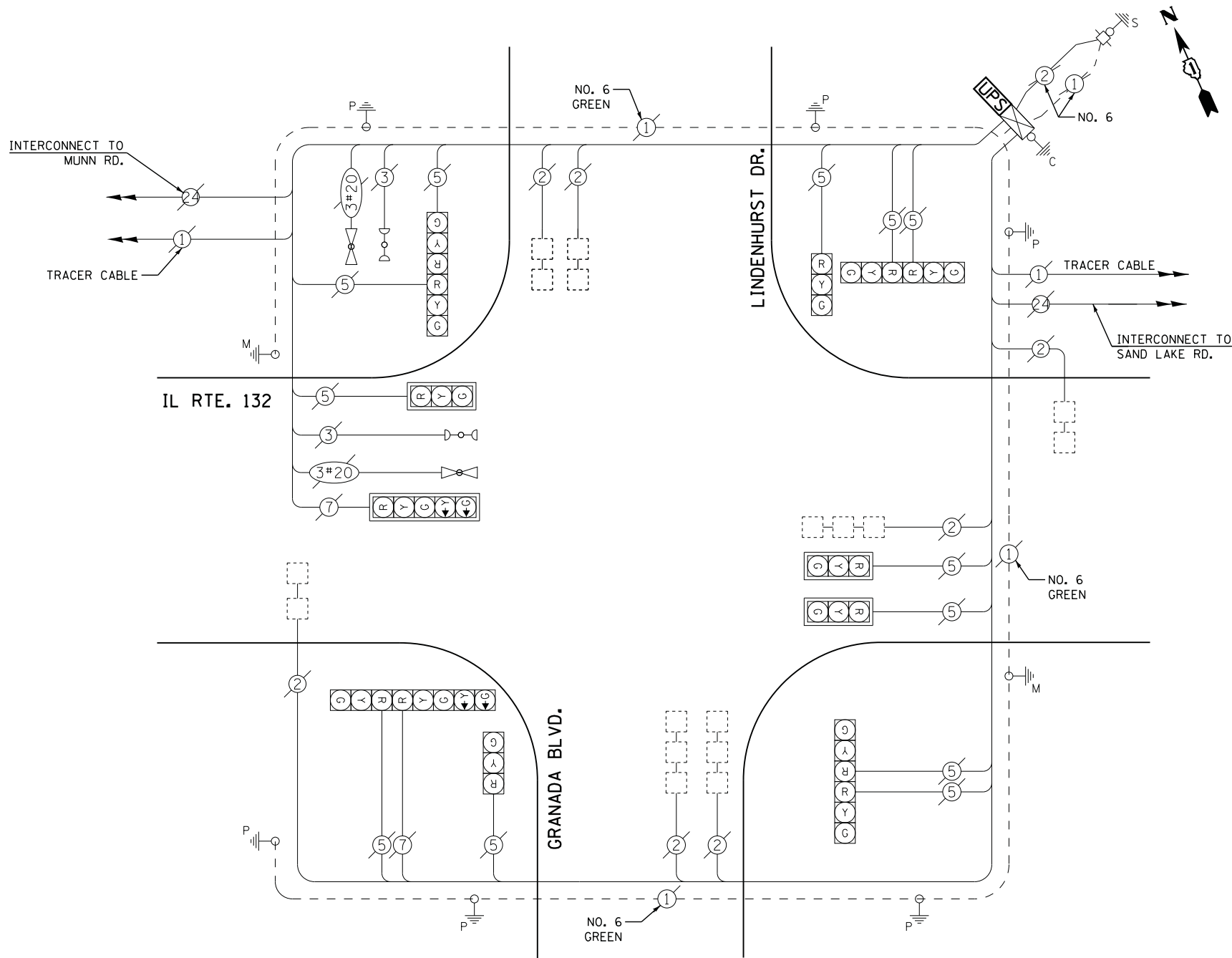
TOTAL = 365

ENERGY COSTS- BILLED TO: VILLAGE OF LINDEHURST
 2301 EAST SAND LAKE ROAD
 LINDEHURST, IL 60046
 ENERGY SUPPLY - CONTACT TERRI BLECK
 PHONE 847-816-5239
 COMMONWEALTH EDISON

SCHEDULE OF QUANTITIES

QUANTITY	UNIT	ITEM
1	EACH	MAINTENANCE OF EXISTING TRAFFIC SIGNAL INSTALLATION
1	EACH	MODIFY EXISTING CONTROLLER CABINET
1	EACH	UNINTERRUPTABLE POWER SUPPLY, SPECIAL

INTERCONNECT TO MUNN RD.
 TRACER CABLE



CABLE PLAN

FILE NAME = N:\Projects\312004\DesignCAD\Sheet Files\12-004 Sheets NW Lake Co\07075_CAB_LAKE.dgn
 USER NAME = *USER*
 PLOT SCALE = *SCALE*
 PLOT DATE = 12/10/2012

DESIGNED - DW
 DRAWN - JDH
 CHECKED - KMM
 DATE -
 REVISED -
 REVISED -
 REVISED -
 REVISED -

STATE OF ILLINOIS
 DEPARTMENT OF TRANSPORTATION

IL ROUTE 132 (GRAND AVE.) AT GRANADA BLVD./LINDEHURST DR.
 SCHEDULE OF QUANTITIES, CABLE PLAN, PHASE DESIGNATION DIAGRAM
 AND EMERGENCY VEHICLE PREEMPTION SEQUENCE

SCALE: N.T.S. SHEET NO. OF SHEETS STA. TO STA.

F.A. RTE.	SECTION	COUNTY	TOTAL SHEETS	SHEET NO.
	2012-040TS	LAKE	60	41
CONTRACT NO. 60T85				
ILLINOIS FED. AID PROJECT				

TS# 7075
 LINDEHURST