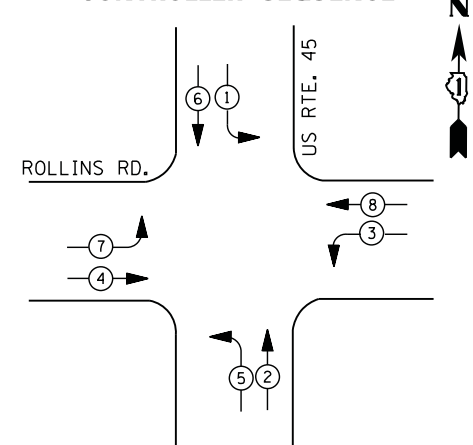
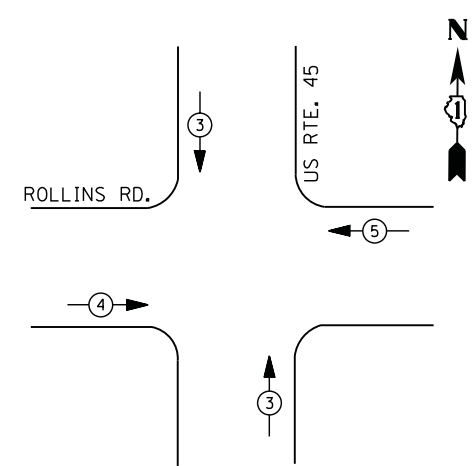


CONTROLLER SEQUENCE



PHASE DESIGNATION DIAGRAM



EMERGENCY VEHICLE PREEMPTION SEQUENCE

EMERGENCY VEHICLE PREEMPTORS			
EMERGENCY VEHICLE PREEMPTOR	3	4	5
MOVEMENT	↑	→	←

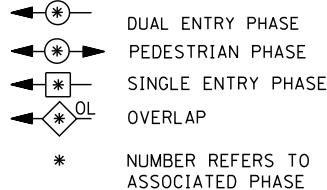
**I. D. O. T.
 TRAFFIC SIGNAL INSTALLATION
 ELECTRICAL SERVICE REQUIREMENTS**

TYPE	NO. LAMPS	WATTAGE		% OPERATIONS	TOTAL WATTAGE
		INCAND.	LED		
SIGNAL (RED)	14	135	17	0.50	119
(YELLOW)	14	135	25	0.25	88
(GREEN)	14	135	15	0.25	53
ARROW	16	135	12	0.10	19
PED. SIGNAL	--	90	25	1.00	--
CONTROLLER	1	100	100	1.00	100
ILLUM. SIGN		252	25	0.05	--
VIDEO SYSTEM	2	150	-	1.00	300
TOTAL =					679

ENERGY COSTS- BILLED TO: IDOT DISTRICT 1
 201 WEST CENTER COURT
 SCHAUMBURG, IL 60196-1096

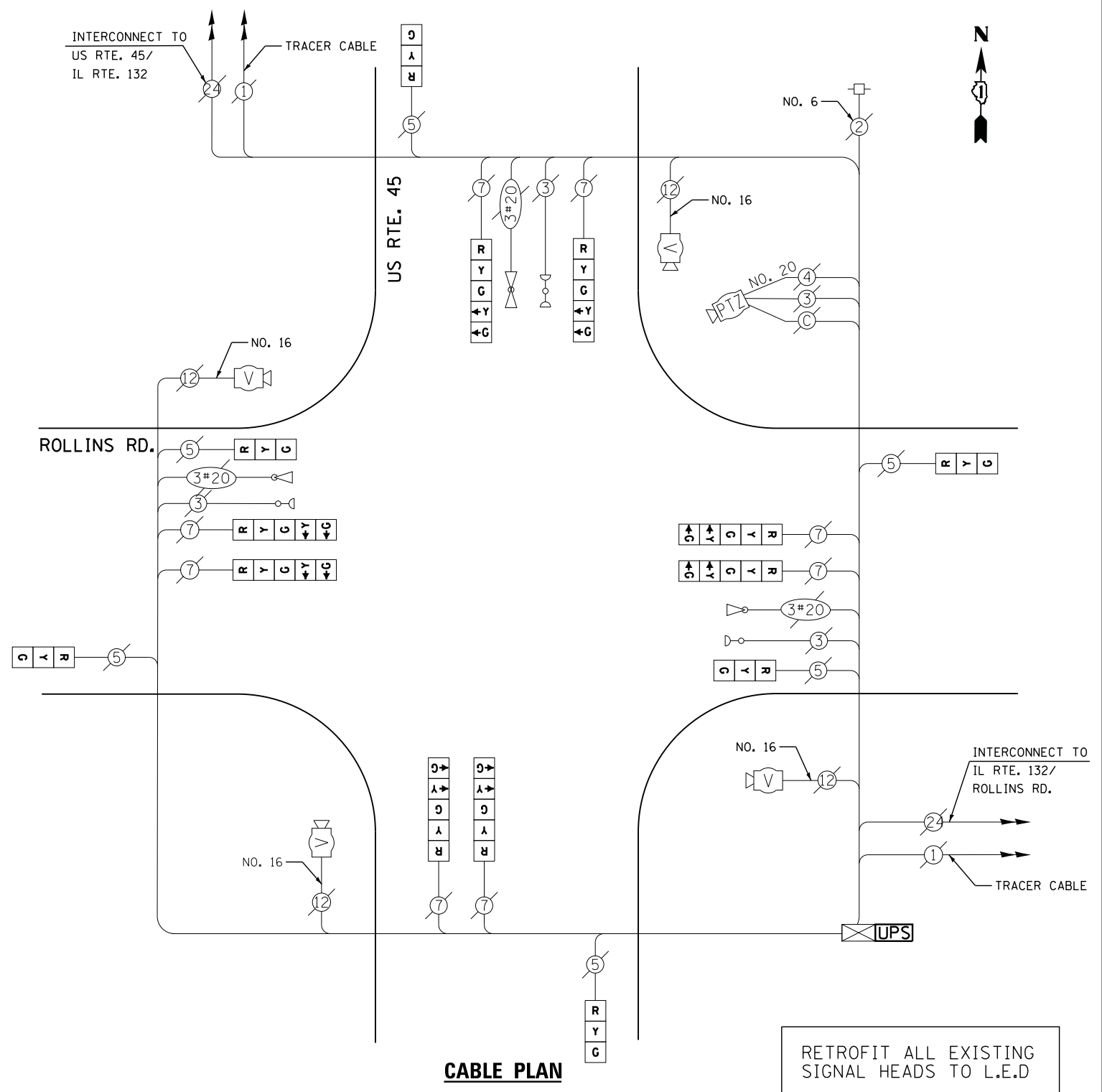
ENERGY SUPPLY - CONTACT TERRI BLECK
 PHONE 847-816-5239
 COMMONWEALTH EDISON

LEGEND



SCHEDULE OF QUANTITIES

QUANTITY	UNIT	ITEM
1	EACH	MAINTENANCE OF EXISTING TRAFFIC SIGNAL INSTALLATION
1	EACH	MODIFY EXISTING CONTROLLER CABINET
1	EACH	UNINTERRUPTIBLE POWER SUPPLY, SPECIAL
6	EACH	SIGNAL HEAD, LED, 1-FACE, 3-SECTION, SPAN WIRE MOUNTED, RETROFIT
8	EACH	SIGNAL HEAD, LED, 1-FACE, 5-SECTION, SPAN WIRE MOUNTED, RETROFIT



CABLE PLAN

RETROFIT ALL EXISTING SIGNAL HEADS TO L.E.D

FILE NAME =	USER NAME = \$USER\$	DESIGNED - DW	REVISED -
N:\Projects\3\12004\DesignCAD\Sheet Files\12-004 Sheets NW Lake Co\6690_CAB.LAKE.dgn		DRAWN - JDH	REVISED -
	PLOT SCALE = \$SCALE\$	CHECKED - KMM	REVISED -
	PLOT DATE = 12/10/2012	DATE -	REVISED -

**STATE OF ILLINOIS
 DEPARTMENT OF TRANSPORTATION**

US ROUTE 45 AT ROLLINS ROAD			
SCHEDULE OF QUANTITIES, CABLE PLAN, PHASE DESIGNATION DIAGRAM AND EMERGENCY VEHICLE PREEMPTION SEQUENCE			
SCALE: N.T.S.	SHEET NO.	OF SHEETS	STA. TO STA.

F.A. RTE.	SECTION	COUNTY	TOTAL SHEETS	SHEET NO.
	2012-040TS	LAKE	60	52
CONTRACT NO. 60T85				
ILLINOIS FED. AID PROJECT				

TS# 6690
 THIRD LAKE