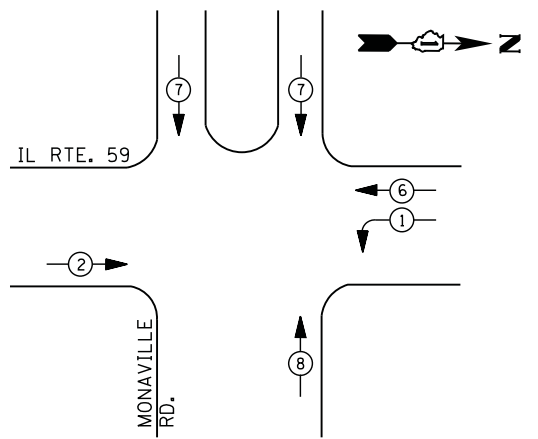


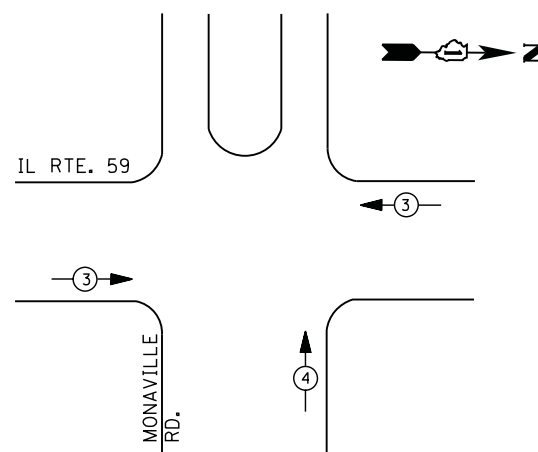
CONTROLLER SEQUENCE



LEGEND

- ←*→ DUAL ENTRY PHASE
- ←*→ PEDESTRIAN PHASE
- ←*→ SINGLE ENTRY PHASE
- ←*→ OVERLAP
- * NUMBER REFERS TO ASSOCIATED PHASE

PHASE DESIGNATION DIAGRAM



EMERGENCY VEHICLE PREEMPTION SEQUENCE

EMERGENCY VEHICLE PREEMPTORS		
EMERGENCY VEHICLE PREEMPTOR	3	4
MOVEMENT	←→	↑

**I. D. O. T.
 TRAFFIC SIGNAL INSTALLATION
 ELECTRICAL SERVICE REQUIREMENTS**

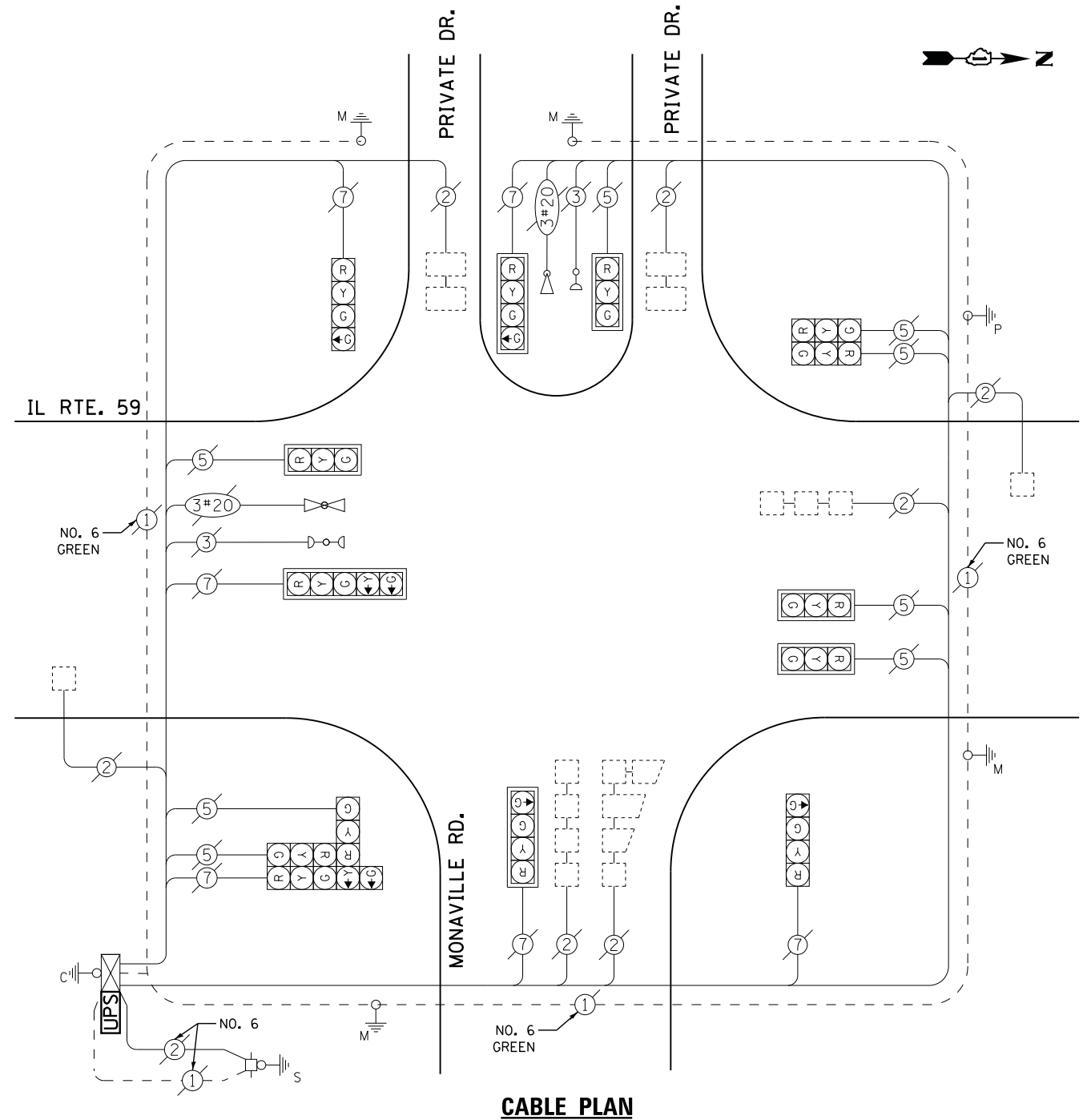
TYPE	NO. LAMPS	WATTAGE		% OPERATIONS	TOTAL WATTAGE
		INCAND.	LED		
SIGNAL (RED)	14	135	17	0.50	119
(YELLOW)	14	135	25	0.25	88
(GREEN)	18	135	15	0.25	68
ARROW	4	135	12	0.10	5
PED. SIGNAL	--	90	25	1.00	--
CONTROLLER	1	100	100	1.00	100
ILLUM. SIGN	--	252	25	0.05	--
VIDEO SYSTEM	--	150	-	1.00	--
FLASHER LED					

TOTAL = 380

ENERGY COSTS- BILLED TO: IDOT DISTRICT 1
 201 WEST CENTER COURT
 SCHAUMBURG, IL 60196-1096
 ENERGY SUPPLY - CONTACT TERRI BLECK
 PHONE 847-816-5239
 COMMONWEALTH EDISON

SCHEDULE OF QUANTITIES

QUANTITY	UNIT	ITEM
1	EACH	MAINTENANCE OF EXISTING TRAFFIC SIGNAL INSTALLATION
1	EACH	MODIFY EXISTING CONTROLLER CABINET
1	EACH	UNINTERRUPTABLE POWER SUPPLY, SPECIAL



CABLE PLAN

FILE NAME =	USER NAME = *USER*	DESIGNED -	DW	REVISED -	
N:\Projects\3\12004\DesignCAD\Sheet Files\12-004 Sheets NW Lake Co\0717_CAB_LAKE.dgn		DRAWN -	JDH	REVISED -	
	PLOT SCALE = *SCALE*	CHECKED -	KMM	REVISED -	
	PLOT DATE = 12/10/2012	DATE -		REVISED -	

**STATE OF ILLINOIS
 DEPARTMENT OF TRANSPORTATION**

**IL ROUTE 59 AT MONAVILLE ROAD
 SCHEDULE OF QUANTITIES, CABLE PLAN, PHASE DESIGNATION DIAGRAM
 AND EMERGENCY VEHICLE PREEMPTION SEQUENCE**

SCALE: N.T.S. SHEET NO. OF SHEETS STA. TO STA.

F.A. RTE.	SECTION	COUNTY	TOTAL SHEETS	SHEET NO.
	2012-040TS	LAKE	60	54
CONTRACT NO. 60T85			ILLINOIS FED. AID PROJECT	

TS# 717
 LAKE VILLA TWP.