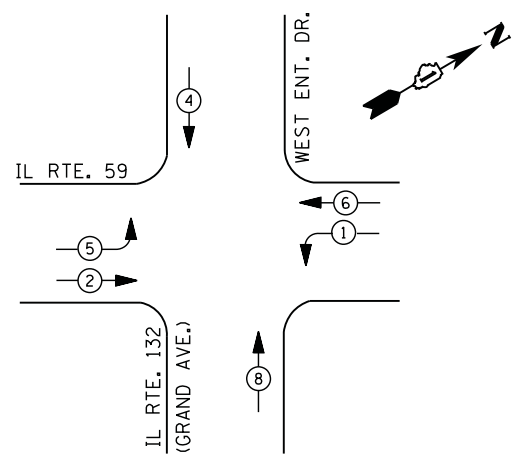
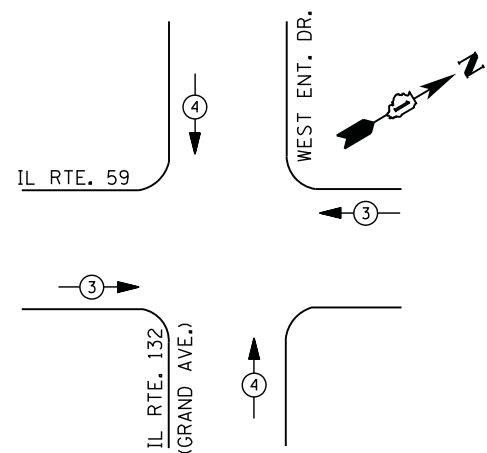


**CONTROLLER SEQUENCE**



**LEGEND**  
 \* DUAL ENTRY PHASE  
 \* PEDESTRIAN PHASE  
 \* SINGLE ENTRY PHASE  
 \* OL OVERLAP  
 \* NUMBER REFERS TO ASSOCIATED PHASE

**PHASE DESIGNATION DIAGRAM**



**EMERGENCY VEHICLE PREEMPTION SEQUENCE**

EMERGENCY VEHICLE PREEMPTORS		
EMERGENCY VEHICLE PREEMPTOR	3	4
MOVEMENT	← →	↑ ↓

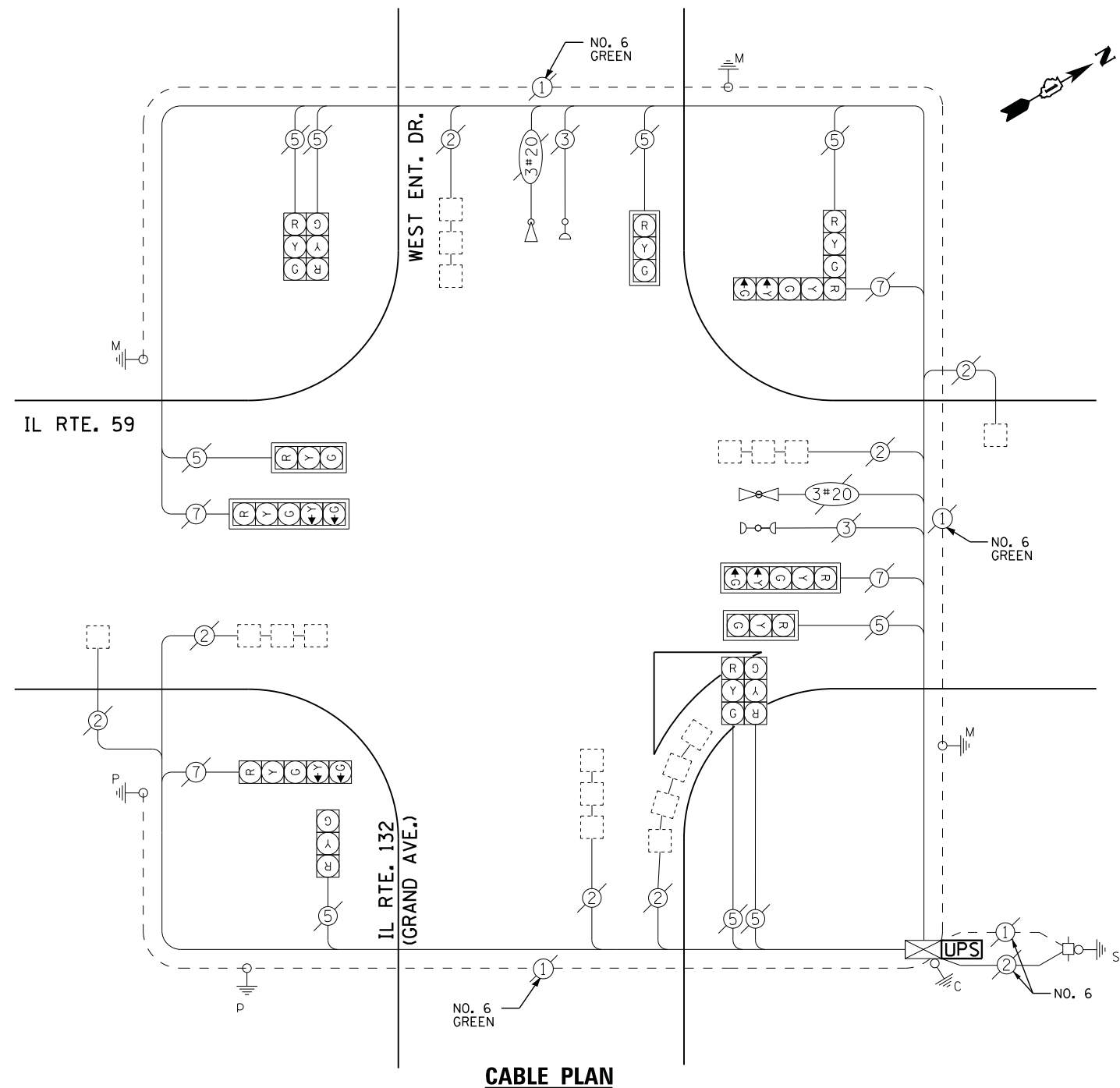
**I. D. O. T.  
 TRAFFIC SIGNAL INSTALLATION  
 ELECTRICAL SERVICE REQUIREMENTS**

TYPE	NO. LAMPS	WATTAGE		% OPERATIONS	TOTAL WATTAGE
		INCAND.	LED		
SIGNAL (RED)	13	135	17	0.50	111
(YELLOW)	13	135	25	0.25	81
(GREEN)	13	135	15	0.25	49
ARROW	8	135	12	0.10	10
PED. SIGNAL		90	25	1.00	--
CONTROLLER	1	100	100	1.00	100
ILLUM. SIGN		252	25	0.05	--
VIDEO SYSTEM	--	150	-	1.00	--
FLASHER LED					
TOTAL =					351

ENERGY COSTS- BILLED TO: IDOT DISTRICT 1  
 201 WEST CENTER COURT  
 SCHAUMBURG, IL 60196-1096  
 ENERGY SUPPLY - CONTACT TERRI BLECK  
 PHONE 847-816-5239  
 COMMONWEALTH EDISON

**SCHEDULE OF QUANTITIES**

QUANTITY	UNIT	ITEM
1	EACH	MAINTENANCE OF EXISTING TRAFFIC SIGNAL INSTALLATION
1	EACH	MODIFY EXISTING CONTROLLER CABINET
1	EACH	UNINTERRUPTABLE POWER SUPPLY, SPECIAL



**CABLE PLAN**

TS# 6840  
 LAKE VILLA TWP.