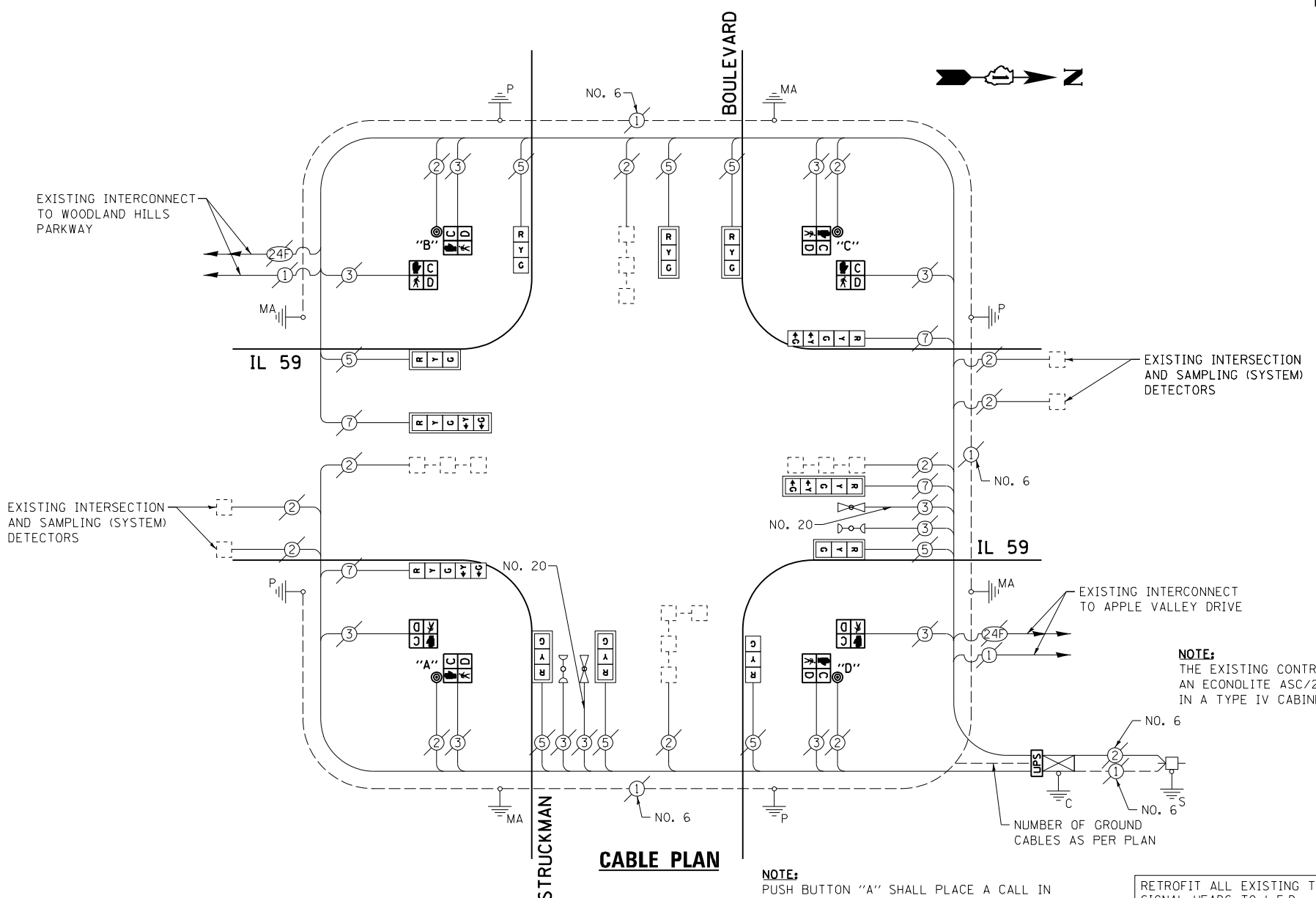


SCHEDULE OF QUANTITIES
IL 59 AT STRUCKMAN BOULEVARD

NO.	QUANT.	UNIT	DESCRIPTION
1.	1	EACH	MAINTENANCE OF EXISTING TRAFFIC SIGNAL INSTALLATION
2.	8	EACH	PEDESTRIAN SIGNAL HEAD, LED, 1-FACE, BRACKET MOUNTED WITH COUNTDOWN TIMER
3.	8	EACH	TRAFFIC SIGNAL BACKPLATE, LOUVERED, ALUMINUM
4.	1	EACH	MODIFY EXISTING CONTROLLER CABINET
5.	1	EACH	REMOVE EXISTING TRAFFIC SIGNAL EQUIPMENT
6.	1	EACH	UNINTERRUPTABLE POWER SUPPLY, SPECIAL
7.	2	EACH	SIGNAL HEAD, LED, 1-FACE, 3-SECTION, BRACKET MOUNTED, RETROFIT
8.	6	EACH	SIGNAL HEAD, LED, 1-FACE, 3-SECTION, MAST ARM MOUNTED, RETROFIT
9.	2	EACH	SIGNAL HEAD, LED, 1-FACE, 5-SECTION, MAST ARM MOUNTED, RETROFIT
10.	2	EACH	SIGNAL HEAD, LED, 1-FACE, 5-SECTION, BRACKET MOUNTED, RETROFIT
11.	4	EACH	PEDESTRIAN PUSH-BUTTON, NON-LATCHING



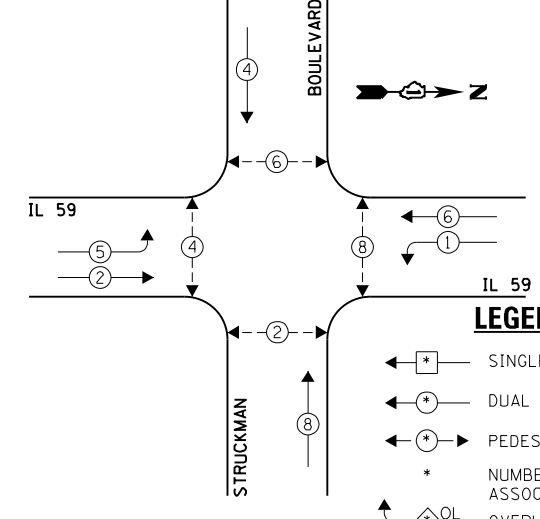
THE FOLLOWING ITEMS SHALL BE REMOVED BY THE CONTRACTOR AND SHALL BE DISPOSED OF BY THEM OUTSIDE THE RIGHT-OF-WAY AT THEIR EXPENSE. THE SALVAGE VALUE OF THE REMOVED EQUIPMENT SHALL BE REFLECTED IN THE CONTRACT BID PRICE.

- 8 EACH PEDESTRIAN SIGNAL HEAD, 1-FACE
- 8 EACH TRAFFIC SIGNAL BACKPLATE
- 4 EACH PEDESTRIAN PUSH-BUTTON

I.D.O.T. TRAFFIC SIGNAL INSTALLATION ELECTRICAL SERVICE REQUIREMENTS				TOTAL WATTAGE	
TYPE	NO. LAMPS	INCAND.	L.E.D.	OPERATION	
SIGNAL (RED)	12	135	17	0.50	102.0
SIGNAL (YELLOW)	12	135	25	0.25	75.0
SIGNAL (GREEN)	12	135	15	0.25	45.0
ARROW	8	135	12	0.10	9.6
PED. SIGNAL	8	90	25	1.00	200.0
CONTROLLER	1	-	100	1.00	100.0
LUMINAIRE	-	-	250	0.50	-
L.E.D. ST. NAME SIGN	-	-	64	0.50	-
VIDEO SYSTEM	-	-	150	1.00	-
BATTERY BACKUP	1	-	25	1.00	25.0
ILLUMINATED SIGN	-	-	25	0.05	-
TOTAL =					556.6

ENERGY COSTS - BILLED TO: IL DEPT. OF TRANSPORTATION
(ADDRESS) 201 W. CENTER COURT
(ADDRESS) SCHALMBURG, IL 60196-1096
ENERGY SUPPLY - CONTACT: JOE STACHO
PHONE: (630) 424-5704
COMPANY: CQM-ED

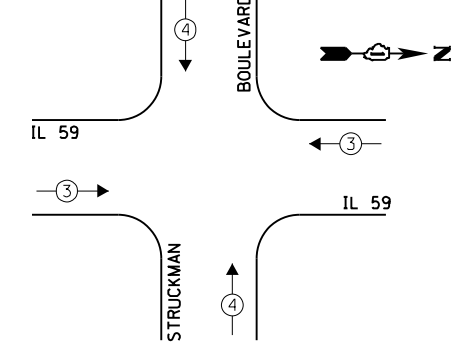
EXISTING CONTROLLER SEQUENCE



EXISTING PHASE DESIGNATION DIAGRAM

- NOTE: PUSH BUTTON "A" SHALL PLACE A CALL IN PHASES 2 AND 4.
PUSH BUTTON "B" SHALL PLACE A CALL IN PHASES 4 AND 6.
PUSH BUTTON "C" SHALL PLACE A CALL IN PHASES 6 AND 8.
PUSH BUTTON "D" SHALL PLACE A CALL IN PHASES 2 AND 8.

EXISTING EMERGENCY VEHICLE PREEMPTION SEQUENCE



EXISTING EMERGENCY VEHICLE PREEMPTORS	
EMERGENCY VEHICLE PREEMPTOR	3
MOVEMENT	4

FILE NAME = 60V80-030-ts.dgn	USER NAME = zwallsten	DESIGNED - JRD	REVISED -
Default	PLOT SCALE = 1:20	DRAWN - ZCW	REVISED -
	PLOT DATE = 12/20/2012	CHECKED - KLB	REVISED -
		DATE - 12-20-12	REVISED -

STATE OF ILLINOIS
DEPARTMENT OF TRANSPORTATION

SCHEDULE OF QUANTITIES, CABLE PLAN, PHASE DESIGNATION DIAGRAM, & EMERGENCY VEHICLE PREEMPTION SEQUENCE
IL 59 AT STRUCKMAN BOULEVARD

SCALE: NONE SHEET OF SHEETS STA. TO STA.

F.A. RTE. VARIES	SECTION 2012-070 I	COUNTY DuPAGE	TOTAL SHEETS 103	SHEET NO. 30
			CONTRACT NO. 60V80	
ILLINOIS FED. AID PROJECT				

GHA #4085.887