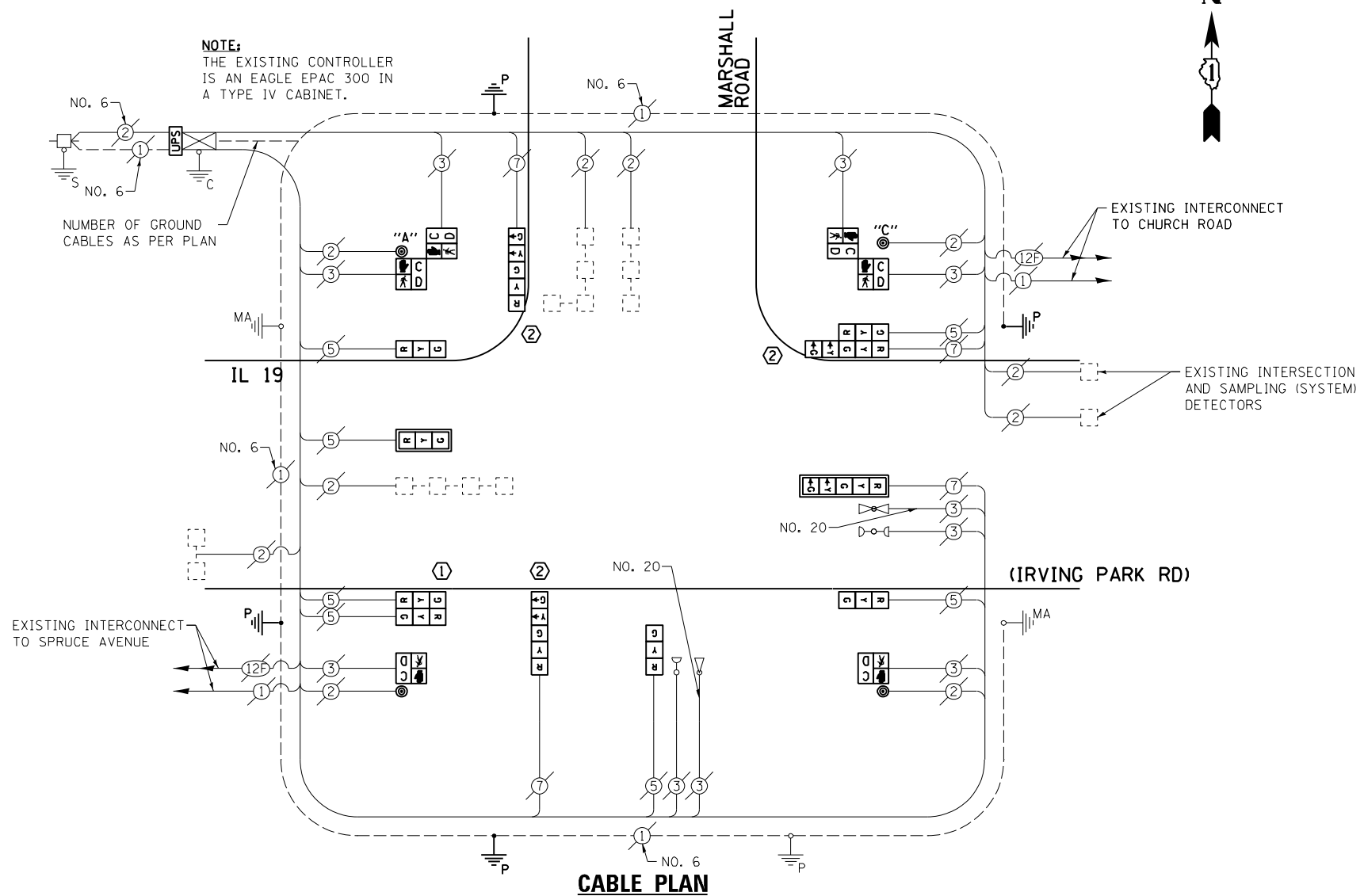


SCHEDULE OF QUANTITIES  
IL 19 (IRVING PARK RD) AT MARSHALL ROAD

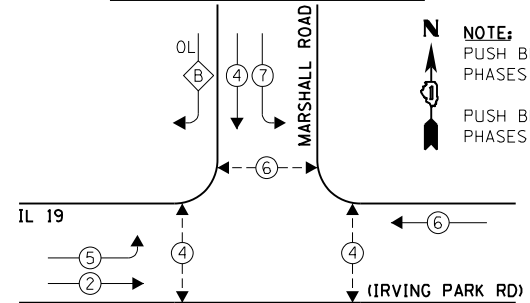
NO.	QUANT.	UNIT	DESCRIPTION
1.	1	EACH	MAINTENANCE OF EXISTING TRAFFIC SIGNAL INSTALLATION
2.	1	EACH	TRAFFIC SIGNAL POST, GALVANIZED STEEL 14 FT.
3.	3	EACH	TRAFFIC SIGNAL POST, GALVANIZED STEEL 16 FT.
4.	1	EACH	SIGNAL HEAD, LED, 1-FACE, 3-SECTION, MAST-ARM MOUNTED
5.	3	EACH	SIGNAL HEAD, LED, 1-FACE, 3-SECTION, BRACKET MOUNTED
6.	2	EACH	SIGNAL HEAD, LED, 1-FACE, 5-SECTION, BRACKET MOUNTED
7.	1	EACH	SIGNAL HEAD, LED, 1-FACE, 5-SECTION, MAST-ARM MOUNTED
8.	1	EACH	SIGNAL HEAD, LED, 2-FACE, 3-SECTION, BRACKET MOUNTED
9.	1	EACH	SIGNAL HEAD, LED, 2-FACE, 1-3 SECTION, 1-5 SECTION, BRACKET MOUNTED
10.	2	EACH	PEDESTRIAN SIGNAL HEAD, LED, 1-FACE, BRACKET MOUNTED WITH COUNTDOWN TIMER
11.	2	EACH	PEDESTRIAN SIGNAL HEAD, LED, 2-FACE, BRACKET MOUNTED WITH COUNTDOWN TIMER
12.	2	EACH	TRAFFIC SIGNAL BACKPLATE, LOUVERED, ALUMINUM
13.	1	EACH	MODIFY EXISTING CONTROLLER CABINET
14.	1	EACH	REMOVE EXISTING TRAFFIC SIGNAL EQUIPMENT
15.	1	EACH	UNINTERRUPTABLE POWER SUPPLY, SPECIAL
16.	4	EACH	PEDESTRIAN PUSH-BUTTON, NON-LATCHING



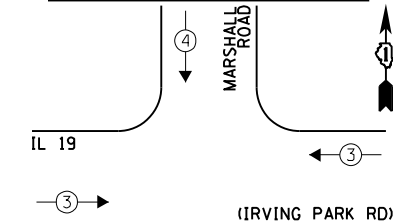
THE FOLLOWING ITEMS SHALL BE REMOVED BY THE CONTRACTOR AND SHALL BE DISPOSED OF BY THEM OUTSIDE THE RIGHT-OF-WAY AT THEIR EXPENSE. THE SALVAGE VALUE OF THE REMOVED EQUIPMENT SHALL BE REFLECTED IN THE CONTRACT BID PRICE.

- 4 EACH TRAFFIC SIGNAL HEAD, 1-FACE, 3-SECTION
- 3 EACH TRAFFIC SIGNAL HEAD, 1-FACE, 5-SECTION
- 1 EACH TRAFFIC SIGNAL HEAD, 2-FACE, 3-SECTION
- 1 EACH TRAFFIC SIGNAL HEAD, 2-FACE, 1-3 SECTION, 1-5 SECTION
- 4 EACH TRAFFIC SIGNAL POST
- 2 EACH PEDESTRIAN SIGNAL HEAD, 1-FACE
- 2 EACH PEDESTRIAN SIGNAL HEAD, 2-FACE
- 2 EACH TRAFFIC SIGNAL BACKPLATE
- 4 EACH PEDESTRIAN PUSH-BUTTON

EXISTING CONTROLLER SEQUENCE



EXISTING EMERGENCY VEHICLE PREEMPTION SEQUENCE



LEGEND:

- ← \* → SINGLE ENTRY PHASE
  - ← \* → DUAL ENTRY PHASE
  - ← \* → PEDESTRIAN PHASE
  - \* NUMBER REFERS TO ASSOCIATED PHASE
  - ← \* → OVERLAP
- OVERLAP LETTER B = PERMISSIVE PHASE 4 + PROTECTED PHASE 5

EXISTING PHASE DESIGNATION DIAGRAM

I.D.O.T. TRAFFIC SIGNAL INSTALLATION ELECTRICAL SERVICE REQUIREMENTS				TOTAL WATTAGE	
TYPE	NO. LAMPS	INCAND. L.E.D.	OPERATION		
SIGNAL (RED)	11	135	17	0.50	93.5
SIGNAL (YELLOW)	11	135	25	0.25	68.75
SIGNAL (GREEN)	11	135	15	0.25	41.25
ARROW	8	135	12	0.10	9.6
PED. SIGNAL	6	90	25	1.00	150.0
CONTROLLER	1	-	100	1.00	100.0
LUMINAIRE	-	-	250	0.50	-
L.E.D. ST. NAME SIGN	-	-	64	0.50	-
VIDEO SYSTEM	-	-	150	1.00	-
BATTERY BACKUP	1	-	25	1.00	25.0
ILLUMINATED SIGN	-	-	25	0.05	-
TOTAL =					488.1

ENERGY COSTS - BILLED TO: IL DEPARTMENT OF TRANSPORTATION (ADDRESS) 201 W. CENTER COURT (ADDRESS) SCHALMBURG, IL 60196-1096  
ENERGY SUPPLY - CONTACT: JOE STACHO (PHONE) (630) 424-5704 (COMPANY) CQM-ED

- ① REMOVE EXISTING SIGNAL HEADS AND REPLACE EXISTING 14 FOOT PAINTED POST. INSTALL NEW SIGNAL HEADS ON NEW 14 FOOT GALVANIZED STEEL POST. REUSE EXISTING TYPE "A" CONCRETE FOUNDATION AND EXISTING CABLES.
- ② REMOVE EXISTING SIGNAL HEADS AND REPLACE EXISTING 16 FOOT PAINTED POST. INSTALL NEW SIGNAL HEADS ON NEW 16 FOOT GALVANIZED STEEL POST. REUSE EXISTING TYPE "A" CONCRETE FOUNDATION AND EXISTING CABLES.

FILE NAME = 60V80-034-ts.dgn	USER NAME = zwallsten	DESIGNED - JRD	REVISED -
Default	PLOT SCALE = 1:20	DRAWN - ZCW	REVISED -
	PLOT DATE = 12/20/2012	CHECKED - KLB	REVISED -
		DATE - 12-20-12	REVISED -

STATE OF ILLINOIS  
DEPARTMENT OF TRANSPORTATION

SCHEDULE OF QUANTITIES, CABLE PLAN, PHASE DESIGNATION DIAGRAM, & EMERGENCY VEHICLE PREEMPTION SEQUENCE  
IL 19 (IRVING PARK RD) AT MARSHALL ROAD

SCALE: NONE SHEET OF SHEETS STA. TO STA.

F.A. RTÉ. VARIES	SECTION 2012-070 I	COUNTY DuPAGE	TOTAL SHEETS 103	SHEET NO. 34
CONTRACT NO. 60V80			ILLINOIS FED. AID PROJECT	