





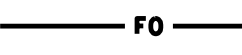

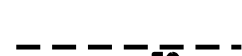






**LEGEND**

-  TRAFFIC SURVEILLANCE CONTROLLER, EXISTING
-  HEAVY DUTY HANDHOLE, EXISTING
-  HEAVY DUTY HANDHOLE, PROPOSED
-  JUNCTION BOX, PROPOSED
-  COMMUNICATIONS VAULT, PROPOSED
-  FIBER OPTIC INTERCONNECT CABINET, PROPOSED
-  FIBER OPTIC CABLE
-  UNDERGROUND CONDUIT, GALVANIZED STEEL (SIZE AND LENGTH AS NOTED ON PLANS)
-  CONDUIT ATTACHED TO STRUCTURE, PVC COATED GALVANIZED STEEL (SIZE AS NOTED ON PLANS)
-  CCTV DOME CAMERA AND STRUCTURE, EXISTING
-  CCTV DOME CAMERA AND STRUCTURE
-  CCTV CAMERA EQUIPMENT CABINET
-  UNIT DUCT, 600V, 2-1C NO.6, 1/C NO.6 GROUND, (XLP-TYPE USE), 1 1/4" DIA. POLYETHYLENE

**GENERAL NOTES**

1. THE CONTRACTOR SHALL VERIFY THE LOCATIONS OF EXISTING SURVEILLANCE CABINETS AND FIBER OPTIC CABLE PRIOR TO BIDDING THE JOB. STATIONING PROVIDED ON THE PLANS TAKE PRECEDENCE.
2. LOCATIONS OF THE CCTV CAMERA INSTALLATIONS ARE APPROXIMATE. THE CONTRACTOR MAY ADJUST THE LOCATIONS OF THE INSTALLATIONS TO FACILITATE INSTALLATION WITH WRITTEN APPROVAL OF THE RESIDENT ENGINEER AND THE ELECTRICAL DESIGN SECTION. ALL STANDARD NON-FRANGIBLE SETBACK REQUIREMENTS AS WELL AS CLEAR ZONE REQUIREMENTS SHALL BE MAINTAINED.
3. A MAINLINE SPLICE SHALL NOT BE IN THE SAME COMMUNICATIONS VAULT AS A LATERAL SPLICE. MAINLINE SPLICES SHALL UTILIZE TWO COMMUNICATION VAULTS (ONE NEXT TO THE OTHER UNLESS OTHERWISE NOTED). 1-96 SINGLE MODE FIBER MAINLINE SPLICE IN ONE VAULT AND THE OTHER 96 SINGLE MODE FIBER MAINLINE SPLICE IN THE OTHER VAULT.
4. THE CONTRACTOR SHALL EXERCISE CARE WITH THE INSTALLATION OF UNDERGROUND EQUIPMENT AS THERE MAY BE EXISTING PRIVATELY OWNED FACILITIES WITHIN THE PROJECT LIMITS. IT SHALL BE THE CONTRACTOR'S RESPONSIBILITY TO CONTACT ANY UTILITIES IN THE WORK ZONE AND REQUEST UTILITY LOCATES.
5. THE ELECTRICAL MAINTENANCE CONTRACTOR (EMC) SHALL BE CONTACTED FOR EXISTING STATE OWNED FACILITIES LOCATES.
6. ALL UNDERGROUND RACEWAYS SHALL BE INSTALLED AT A MINIMUM DEPTH OF 30-INCHES.
7. THE CONTRACTOR SHALL VERIFY ADEQUATE CLEARANCE OVER EXISTING FACILITIES BEFORE INSTALLING DUCTS, CONDUIT AND CABLES.
8. ALL DISTURBED AREAS WHERE RESTORATION IS NOT COVERED BY APPLICABLE SECTIONS OF THE SPECIAL PROVISIONS SHALL BE RESTORED WITH TOPSOIL AND GRASS SEEDING. DAMAGED SHOULDER AREAS SHALL BE RESTORED TO THE SATISFACTION OF THE ENGINEER. THE WORK SHALL BE CONSIDERED INCIDENTAL TO THE CONTRACT. REPAIR TO DAMAGED FENCING IS INCIDENTAL TO THE CONTRACT, SEPARATE PAYMENT WILL NOT BE MADE.

FILE NAME	USER NAME = _USER_	DESIGNED - OB	REVISED -
J:\293\Task-3\DGN\CADD Sheets\60V81\0160V81-sh-t08-1TSL.dgn		DRAWN - AM/WC	REVISED -
	PLOT SCALE = 1.0000' / in.	CHECKED - AG	REVISED -
	PLOT DATE = 12/19/2012	DATE - 12/21/2012	REVISED -

F.A.I. RTE.	SECTION	COUNTY	TOTAL SHEETS	SHEET NO.
80	2012-0711	WILL/COOK	37	8
<b>CONTRACT NO. 60V81</b>				
ILLINOIS FED. AID PROJECT				