



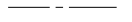
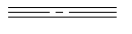







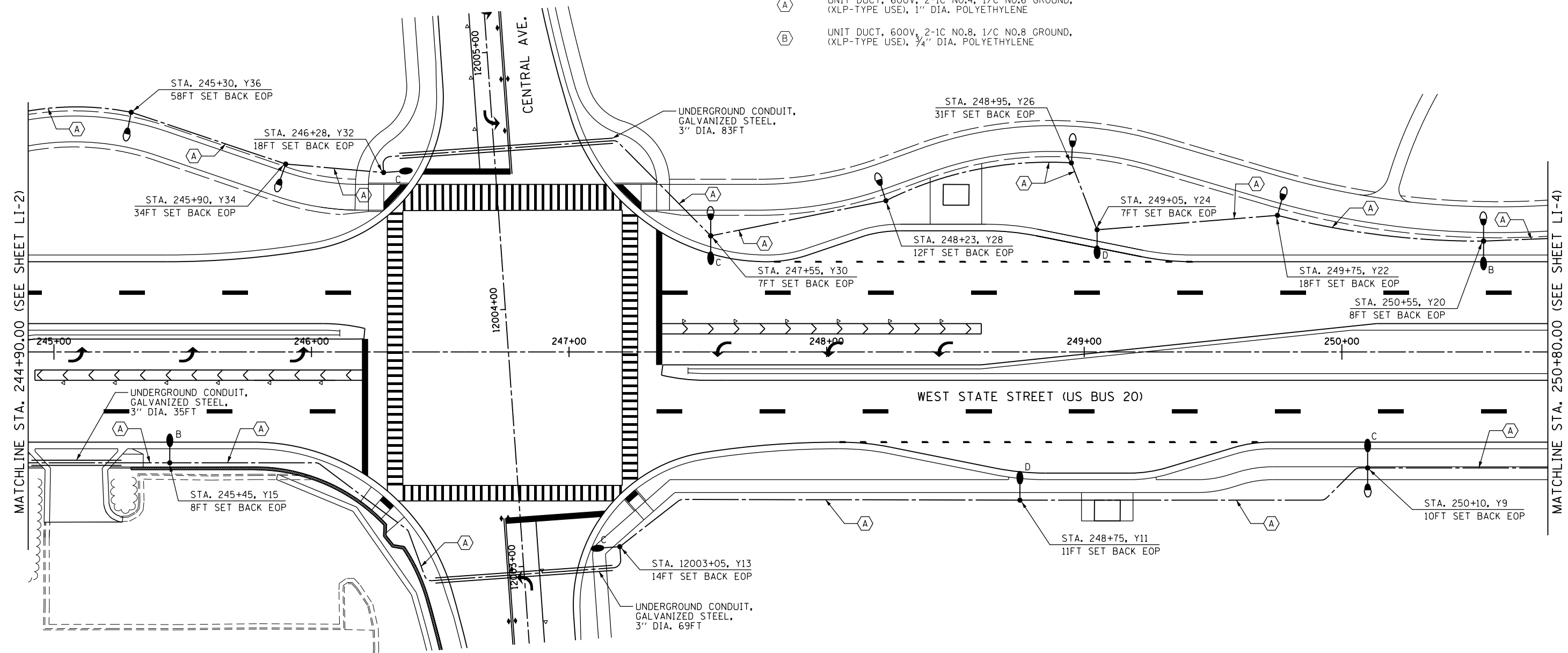



LEGEND

-  LIGHTING UNIT: 400W METAL HALIDE LUMINAIRE, 40FT MH, MAST ARM LENGTH AS NOTED, AND 70W METAL HALIDE LUMINAIRE, 16FT MH, POLE HAS BREAKAWAY COUPLING BASE. SEE DETAIL B ON SHEET LD-3.
-  LIGHTING UNIT: 70W METAL HALIDE LUMINAIRE, 16FT MH. SEE DETAIL A ON SHEET LD-3.
-  LIGHTING UNIT: 400W METAL HALIDE LUMINAIRE, 40FT MH, MAST ARM LENGTH AS NOTED, POLE HAS BREAKAWAY COUPLING BASE. SEE DETAIL B AND NOTE 3 ON SHEET LD-3.
- A = 6FT MAST ARM
B = 8FT MAST ARM
C = 10FT MAST ARM
D = 12FT MAST ARM
-  INSTALL HANDHOLE PER IDOT STD. DWG. #814001-02
-  UNIT DUCT: SIZE AND TYPE AS NOTED
-  UNDERGROUND CONDUIT, GALVANIZED STEEL, SIZE AND LENGTH AS INDICATED
-  PROPOSED LIGHTING CONTROLLER
-  ELECTRIC SERVICE
-  UNIT DUCT, 600V, 2-1C NO.4, 1/C NO.6 GROUND, (XLP-TYPE USE), 1" DIA. POLYETHYLENE
-  UNIT DUCT, 600V, 2-1C NO.8, 1/C NO.8 GROUND, (XLP-TYPE USE), 3/4" DIA. POLYETHYLENE

CIRCUIT DESIGNATION

-  POLE STATION
- STA. XXX+XX, Y1
-  POLE NO.
-  CONTROLLER DESIGNATION



SINGH
CONSULTING ENGINEERS
www.singhinc.com

FILE NAME = c:\pwork\pwork\dot\dosddd\0317625\0264750-sh1-light-225.dgn	USER NAME = dosddd	DESIGNED - DJ	REVISED -	STATE OF ILLINOIS DEPARTMENT OF TRANSPORTATION	LIGHTING PLAN WEST STATE STREET (US BUS 20)			F.A.P. RFE. 303	SECTION 41R	COUNTY WINNEBAGO	TOTAL SHEETS 327	SHEET NO. 225
PLOT SCALE = 40.0000' / in.	CHECKED - GR	DATE - \$SUBDATE\$	REVISED -		SCALE:	SHEET NO.	OF SHEETS	STA.	TO STA.	CONTRACT NO. 64750		
PLOT DATE = Mon Dec 17 16:09:21 2012	DATE - \$SUBDATE\$	REVISED -	REVISED -		FED. ROAD DIST. NO. 2 ILLINOIS FED. AID PROJECT							
					LI-3							