



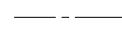
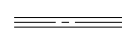




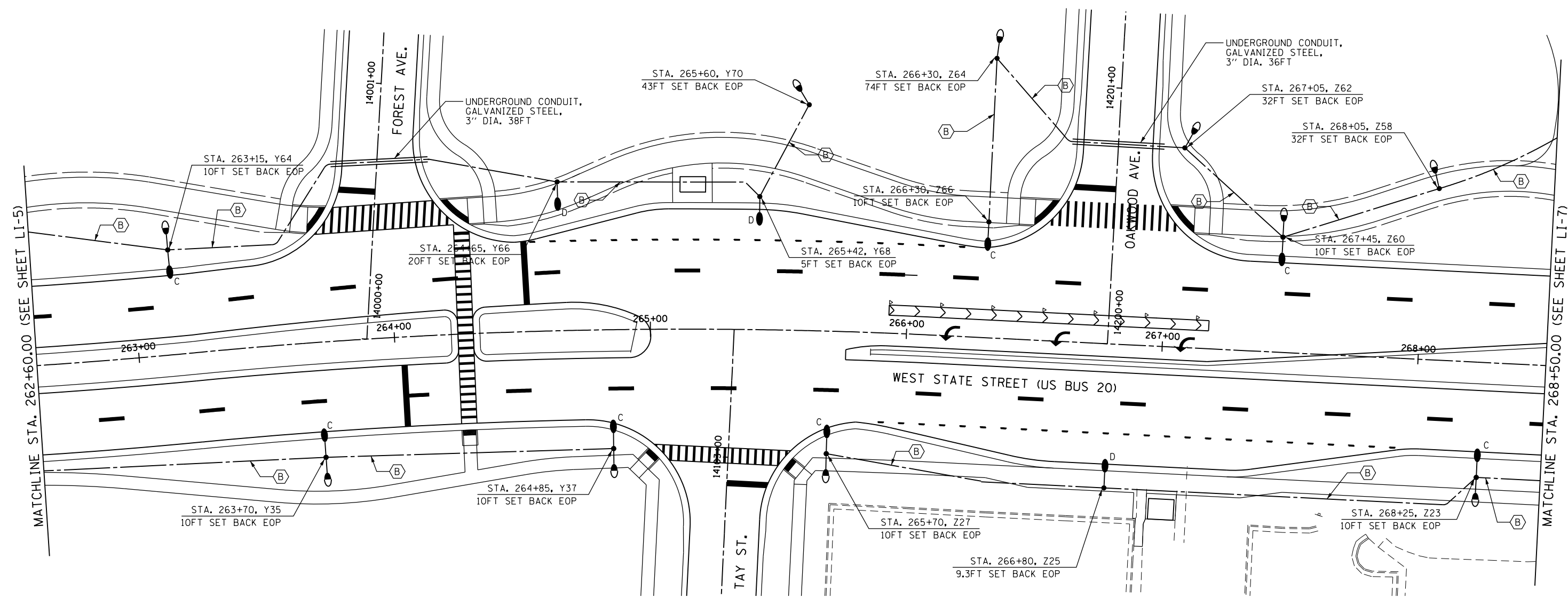



**LEGEND**

-  LIGHTING UNIT: 400W METAL HALIDE LUMINAIRE, 40FT MH, MAST ARM LENGTH AS NOTED, AND 70W METAL HALIDE LUMINAIRE, 16FT MH, POLE HAS BREAKAWAY COUPLING BASE. SEE DETAIL B ON SHEET LD-3.
-  LIGHTING UNIT: 70W METAL HALIDE LUMINAIRE, 16FT MH. SEE DETAIL A ON SHEET LD-3.
-  LIGHTING UNIT: 400W METAL HALIDE LUMINAIRE, 40FT MH, MAST ARM LENGTH AS NOTED, POLE HAS BREAKAWAY COUPLING BASE. SEE DETAIL B AND NOTE 3 ON SHEET LD-3.
- A = 6FT MAST ARM  
B = 8FT MAST ARM  
C = 10FT MAST ARM  
D = 12FT MAST ARM
-  INSTALL HANDHOLE PER IDOT STD. DWG. #814001-02
-  UNIT DUCT: SIZE AND TYPE AS NOTED
-  UNDERGROUND CONDUIT, GALVANIZED STEEL, SIZE AND LENGTH AS INDICATED
-  PROPOSED LIGHTING CONTROLLER
-  ELECTRIC SERVICE
-  UNIT DUCT, 600V, 2-1C NO.4, 1/C NO.6 GROUND, (XLP-TYPE USE), 1" DIA. POLYETHYLENE
-  UNIT DUCT, 600V, 2-1C NO.8, 1/C NO.8 GROUND, (XLP-TYPE USE), 3/4" DIA. POLYETHYLENE

**CIRCUIT DESIGNATION**

- POLE STATION  
STA. XXX+XX, Y1
- POLE NO.
- CONTROLLER DESIGNATION



**SINGH**  
CONSULTING ENGINEERS  
www.singhinc.com

FILE NAME =	USER NAME = dossdd	DESIGNED - DJ	REVISED -
et:\pwork\pwork\dot\dossdd\0317625\0264750-sh1-light-228.dgn		DRAWN - CM	REVISED -
	PLOT SCALE = 40.0000' / in.	CHECKED - GR	REVISED -
	PLOT DATE = Mon Dec 17 16:09:52 2012	DATE - \$SUBDATE\$	REVISED -

**STATE OF ILLINOIS  
DEPARTMENT OF TRANSPORTATION**

**LIGHTING PLAN  
WEST STATE STREET (US BUS 20)**

SCALE: SHEET NO. OF SHEETS STA. TO STA.

F.A.P. RTE.	SECTION	COUNTY	TOTAL SHEETS	SHEET NO.
303	41R	WINNEBAGO	327	228
CONTRACT NO. 64750				
FED. ROAD DIST. NO. 2 ILLINOIS FED. AID PROJECT				