



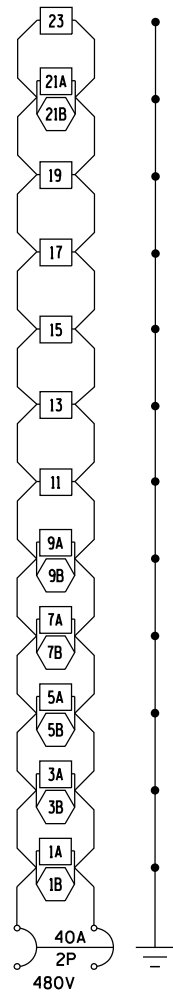
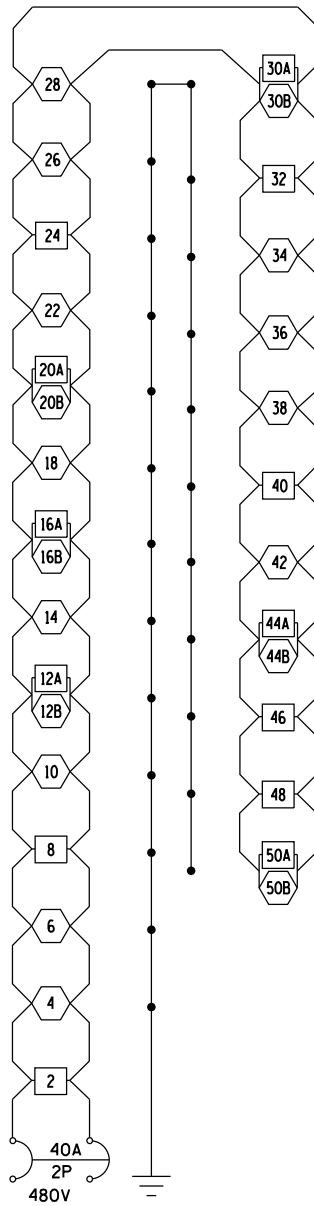


LEGEND:

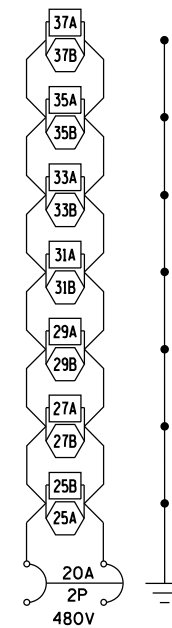
-  ORNAMENTAL 70 WATT MH LUMINAIRE
-  ORNAMENTAL 400 WATT MH LUMINAIRE
-  GROUND CONNECTION AT EACH POLE
-  GROUND ROD



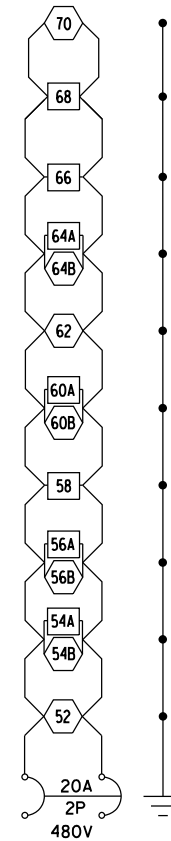
ALL CONDUCTOR #4
CONTROLLER Y CKT 1



ALL CONDUCTORS #4
CONTROLLER Y CKT 2



ALL CONDUCTORS #8
CONTROLLER Y CKT 3



ALL CONDUCTORS #8
CONTROLLER Y CKT 4

CONTROLLER "Y" LIGHTING WIRING DIAGRAM

FILE NAME = \$FILE\$	USER NAME = dossdd	DESIGNED - DJ	REVISED -
c:\pwork\pwork\dot\dossdd\0329565\0264750-sh-light-detail.dgn	DRAWN - DJ	CHECKED - RP	REVISED -
PLOT SCALE =	DATE - 11/14/2012	REVISI	REVISED -
PLOT DATE = Mon Dec 17 16:28:51 2012			

F.A.P. RTE.	SECTION	COUNTY	TOTAL SHEETS	SHEET NO.
303	41R	WINNEBAGO	327	234
CONTRACT NO. 64750				
FED. ROAD DIST. NO. 2 ILLINOIS FED. AID PROJECT				