



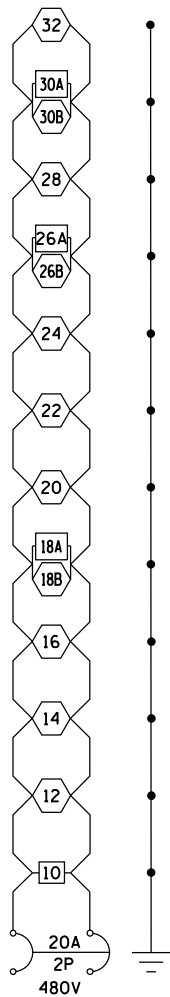
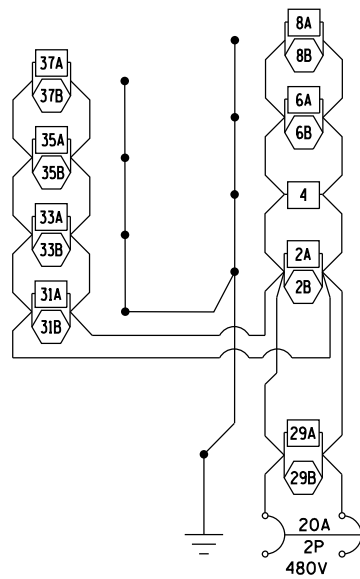


**LEGEND:**

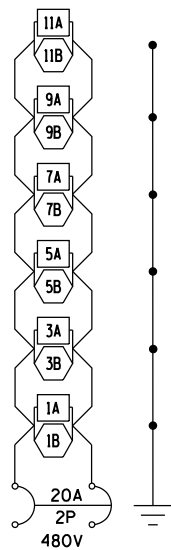
-  ORNAMENTAL 70 WATT MH LUMINAIRE
-  ORNAMENTAL 400 WATT MH LUMINAIRE
-  GROUND CONNECTION AT EACH POLE
-  GROUND ROD



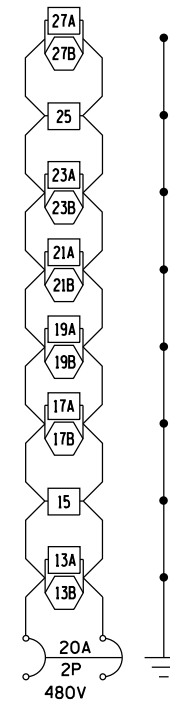
ALL CONDUCTOR #8  
CONTROLLER Z CKT 1



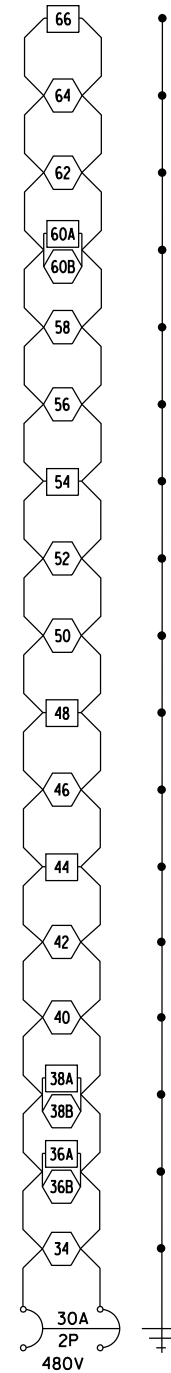
ALL CONDUCTOR #8  
CONTROLLER Z CKT 2



ALL CONDUCTOR #8  
CONTROLLER Z CKT 3



ALL CONDUCTOR #8  
CONTROLLER Z CKT 4



ALL CONDUCTOR #8  
CONTROLLER Z CKT 5

**CONTROLLER "Z" LIGHTING WIRING DIAGRAM**

FILE NAME = \$FILES*	USER NAME = dosddd	DESIGNED - DJ	REVISED -
et:\pw\work\p\dot\dosddd\0329565\0264750-sh-light-detail.dgn	DRAWN - DJ	REVISIONS -	REVISIONS -
PLOT SCALE =	CHECKED - RP	REVISIONS -	REVISIONS -
PLOT DATE = Mon Dec 17 16:29:06 2012	DATE - 11/14/2012	REVISIONS -	REVISIONS -

F.A.P. RTE.	SECTION	COUNTY	TOTAL SHEETS	SHEET NO.
303	41R	WINNEBAGO	327	235
CONTRACT NO. 64750				
FED. ROAD DIST. NO. 2 ILLINOIS FED. AID PROJECT				