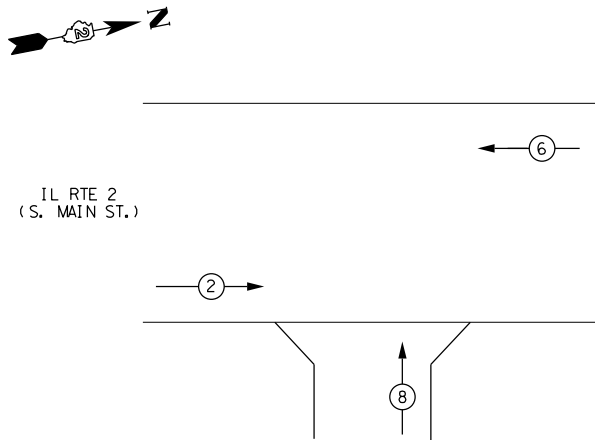


CONTROLLER SEQUENCE

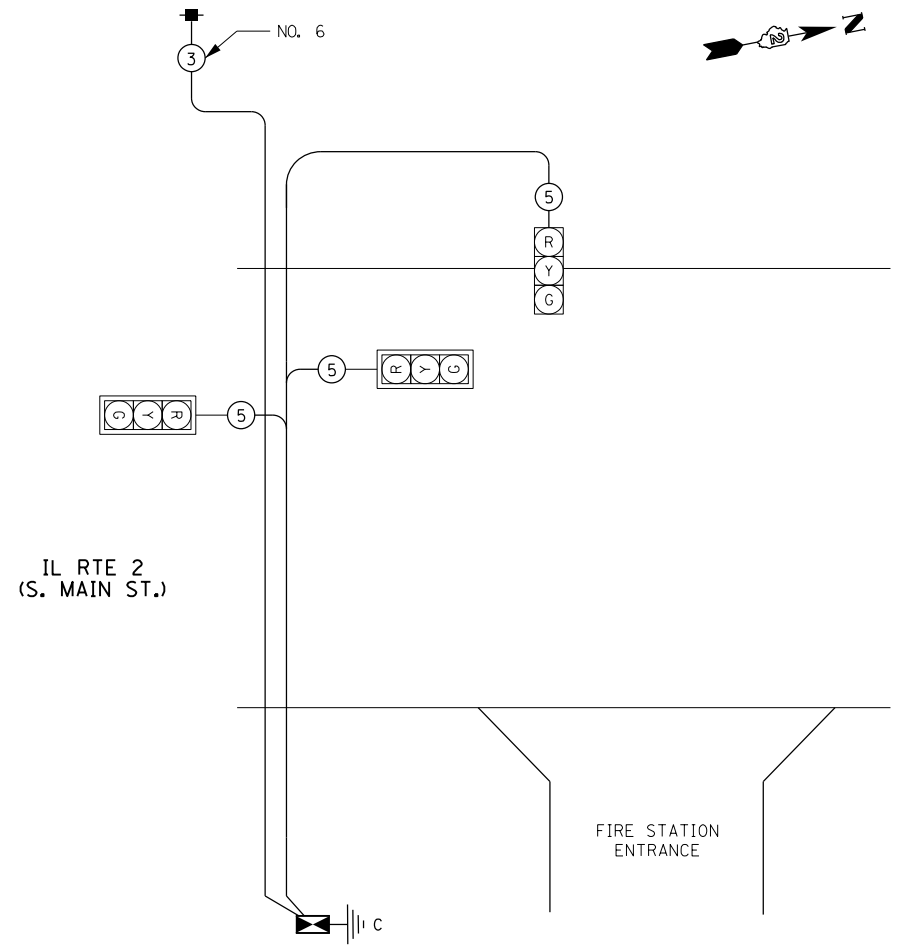


LEGEND

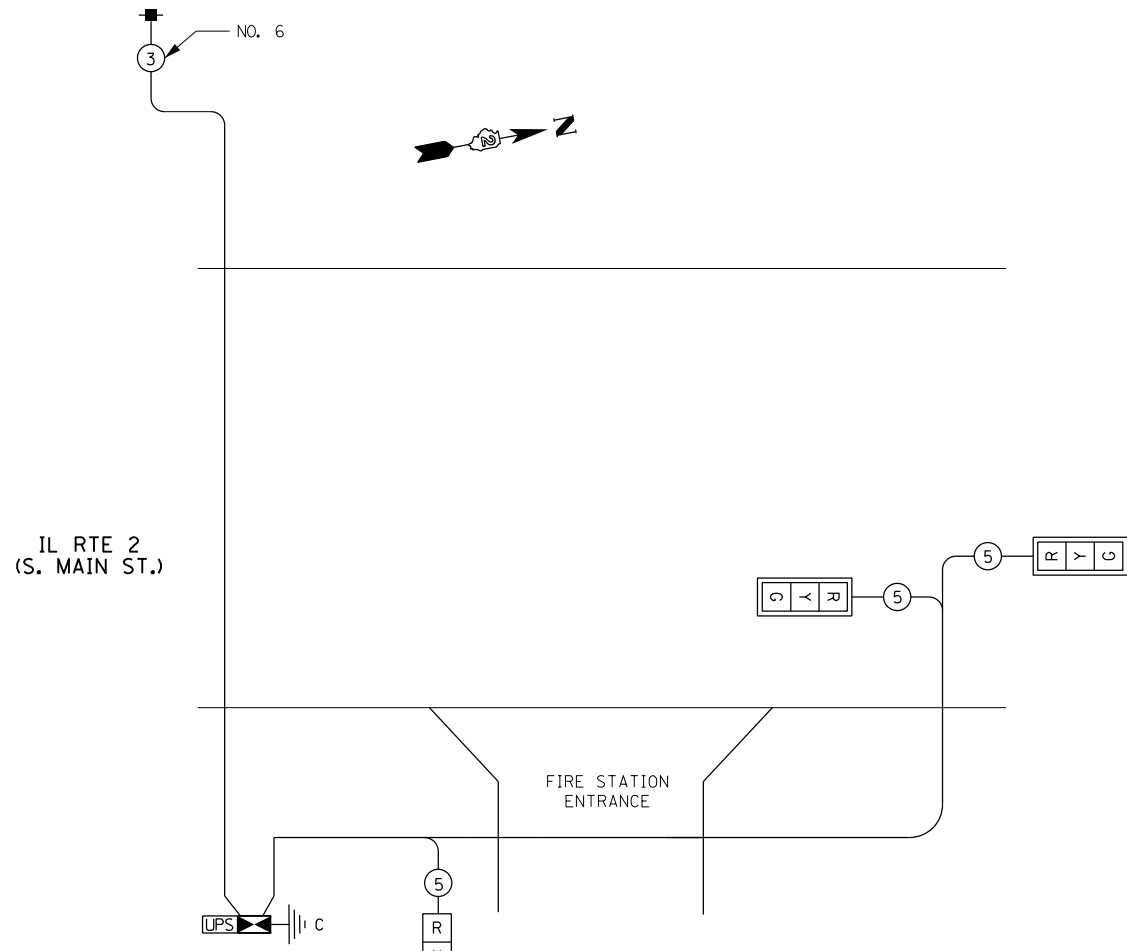
- ⊙* DUAL ENTRY PHASE
- ⊠* SINGLE ENTRY PHASE
- ⬆⊠⬆ OVERLAP
- ⊙* PEDESTRIAN PHASE
- * NUMBER REFERS TO ASSOCIATED PHASE

PHASE DESIGNATION DIAGRAM

REFER TO STANDARD 857001



CABLE PLAN
STAGE 1



CABLE PLAN
STAGE 2

FILE NAME =	USER NAME = *USER*	DESIGNED -	REVISED -
FILEL		DRAWN -	REVISED -
	PLOT SCALE = *SCALE*	CHECKED -	REVISED -
	PLOT DATE = *DATE*	DATE -	REVISED -

STATE OF ILLINOIS
DEPARTMENT OF TRANSPORTATION

TRAFFIC SIGNAL PLANS
IL 2 AT ROCKFORD FIRE DEPT.

SCALE: N.T.S. SHEET NO. 11 OF 24 SHEETS STA. TO STA.

F.A.P. RTE.	SECTION	COUNTY	TOTAL SHEETS	SHEET NO.
742	(32, 33) R-1	WINNEBAGO	705	441
CONTRACT NO. 64821			ILLINOIS FED. AID PROJECT	