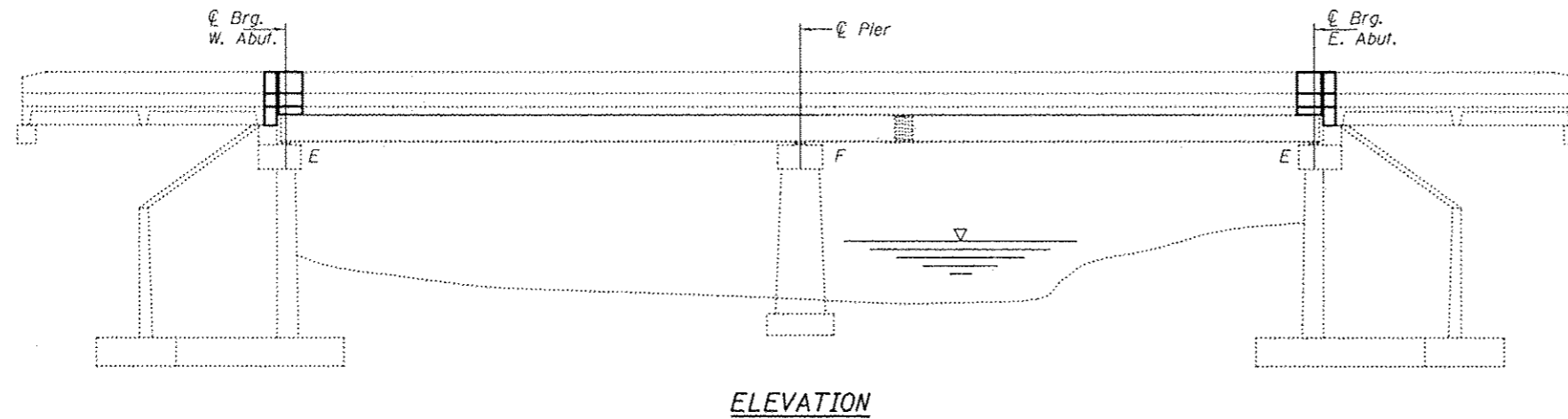
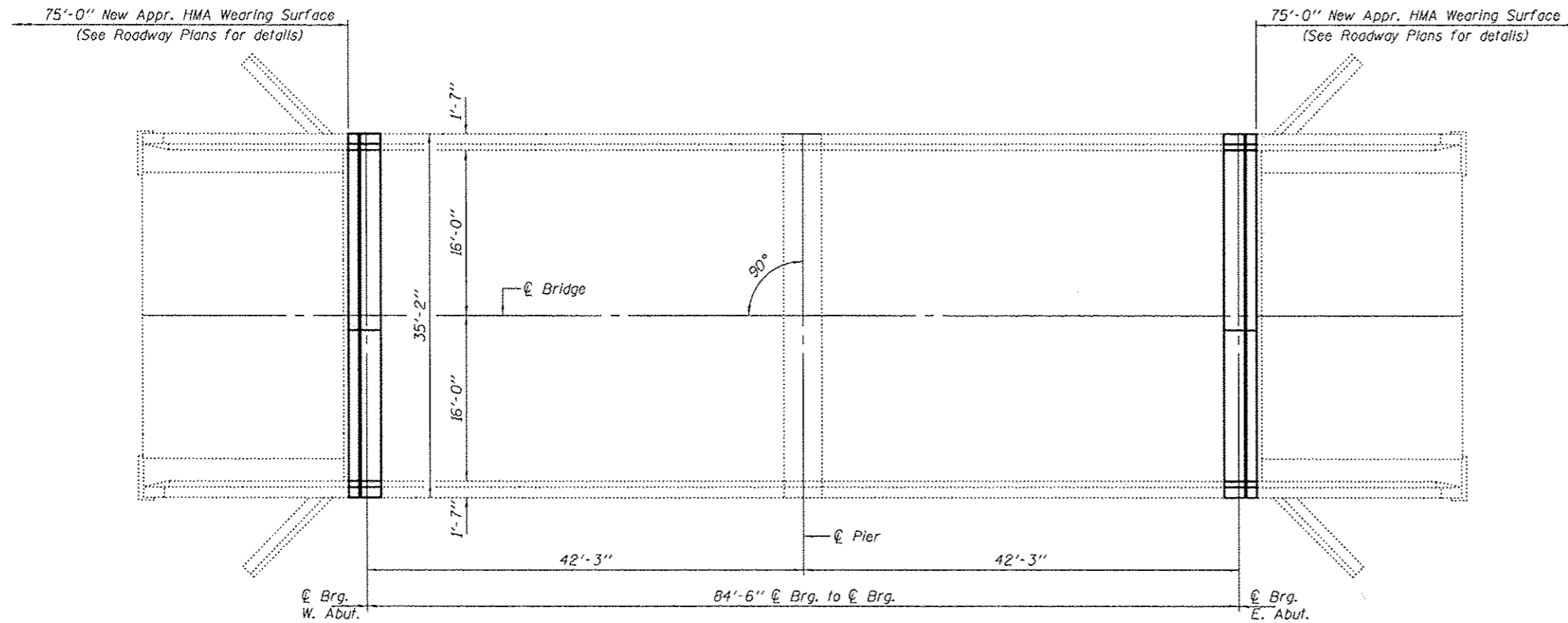


**GENERAL NOTES**

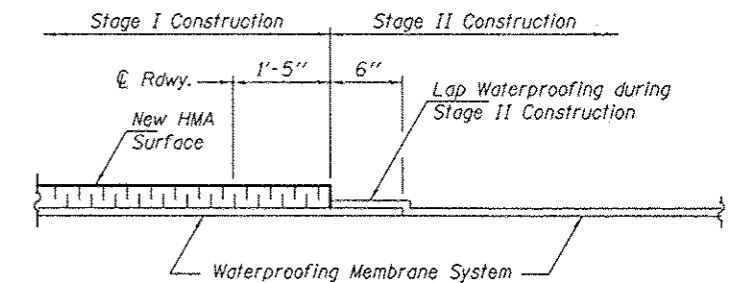
All structural steel shall conform to AASHTO Classification M-270 Gr. 36, unless otherwise noted.  
 Existing reinforcement bars extending into the removal area shall be cleaned, straightened and incorporated into the new construction. Any reinforcement bars that are damaged during concrete removal shall be replaced with an approved bar splicer or anchorage system. Cost included with Concrete Removal.  
 Joint openings shall be adjusted according to Article 520.04 of the Std. Specs. when the deck is poured at an ambient temperature other than 50° F.  
 Prior to pouring the new concrete deck, all heavy or loose rust, loose mill scale, and other loose or potentially detrimental foreign material shall be removed from the surfaces in contact with concrete. Tightly adhered paint may remain unless otherwise noted. Removal shall be accomplished by methods that will not damage the steel and the cost will be included in the pay item covering removal of the existing concrete.  
 The existing structural steel coating contains lead. The Contractor shall take appropriate precautions to deal with the presence of lead on this project.  
 Reinforcement bars designated (E) shall be epoxy coated.  
 Plan dimensions and details relative to existing plans are subject to nominal construction variations. The Contractor shall field verify existing dimensions and details affecting new construction and make necessary approved adjustments prior to construction or ordering of materials. Such variations shall not be cause for additional compensation for a change in scope of the work, however, the Contractor will be paid for the quantity actually furnished at the unit price bid for the work.  
 The deck surface shall have its final finish tined according to Article 420.09(e)(1) of the Standard Specifications. Cost included with Concrete Superstructure.  
 Areas of deck repairs shown are estimated. The Engineer shall show actual locations of deck repairs on As-built Plans.



**ELEVATION**



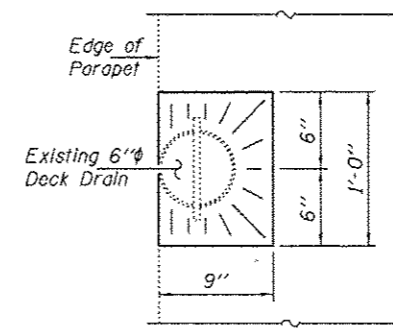
**PLAN**



**WATERPROOFING TREATMENT AT STAGE CONSTRUCTION**

**SCOPE OF WORK**

1. Remove & Replace Expansion Joints at Abutments, and shown adjacent concrete.
2. Deck Slab Repair (Partial). See sheet 6 of 6.
3. New HMA Wearing Surface.



**H.M.A. TREATMENT AT DRAINS**

**TOTAL BILL OF MATERIAL**

ITEM	UNIT	QUANTITY
Concrete Removal	Cu. Yd.	9.7
Concrete Superstructure	Cu. Yd.	10.6
Preformed Joint Strip Seal	Foot	68
Reinforcement Bars, Epoxy Coated	Pound	1210
Bar Splicers	Each	24
Deck Slab Repair (Partial)	Sq. Yd.	12.1
Waterproofing Membrane System	Sq. Yd.	293
* Hot-Mix Asphalt Surface Course, Mix "C", N50	Ton	28.8

\* This quantity is for the bridge only and does not include any HMA needed beyond the abutments.



Expires: November 30, 2014

DESIGNED - <i>[Signature]</i>	EXAMINED - <i>[Signature]</i>	DATE - JANUARY 28, 2013
CHECKED - <i>[Signature]</i>	PASSED - <i>[Signature]</i>	
DRAWN - Kyle M. Stoffen		
CHECKED - <i>[Signature]</i>		

STATE OF ILLINOIS  
DEPARTMENT OF TRANSPORTATION

GENERAL PLAN & ELEVATION  
U.S. ROUTE 30 OVER WILLOW CREEK  
SN 052-0035

SHEET NO. 1 OF 6 SHEETS

F.A. RTE.	SECTION	COUNTY	TOTAL SHEETS	SHEET NO.
573	D2 DECK REPAIR 2013-2	LEE	22	17
CONTRACT NO. 64H74			ILLINOIS FED. AID PROJECT	