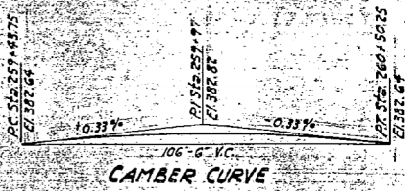


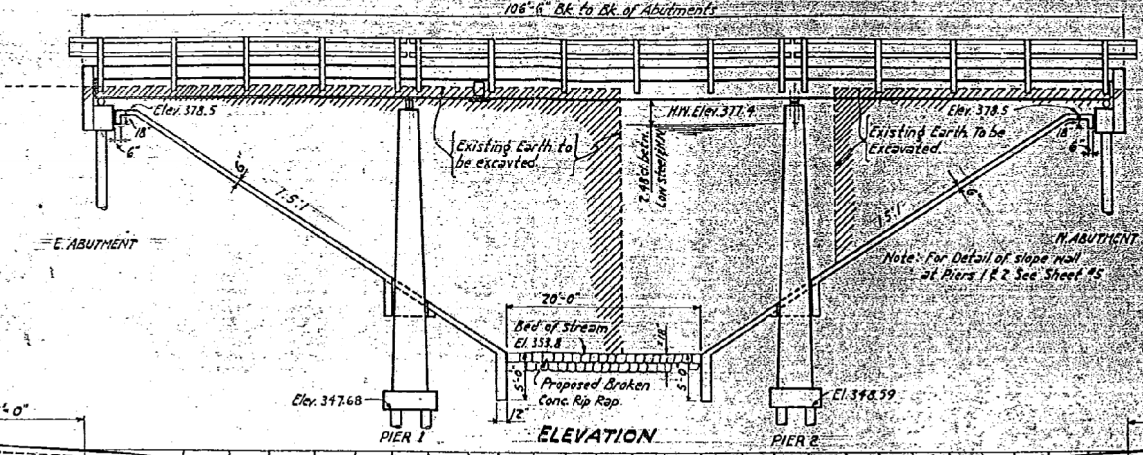
BM Top of Bolt head on N end of N.E. Wing wall of Exist. Bridge, Elev 381.05  
 Existing Structure: P.C. Slab Span 1 @ 20'-0" R/W 20'-0"  
 Substructure: Closed Concrete Abut. on Pile foundation. The back wing walls  
 Existing Structure to be removed by Bridge Contractor at time of new construction  
 and shall be used as rip-rap in stream bed as indicated on plans.

STATE OF ILLINOIS  
 DEPARTMENT OF PUBLIC WORKS & BUILDINGS  
 DIVISION OF HIGHWAYS

DATE	BY	CHECKED	DATE	BY
10/31/12	A.C.	WHITE	29	8
FED. ROAD DIST. NO. 7		SECTION	SHEET NO. 1	
			5 SHEETS	



Note: The layout of the slope wall is only approximate. It may be varied to conform to ground surface in the field after embankment has been constructed, if so instructed by the Engineer.

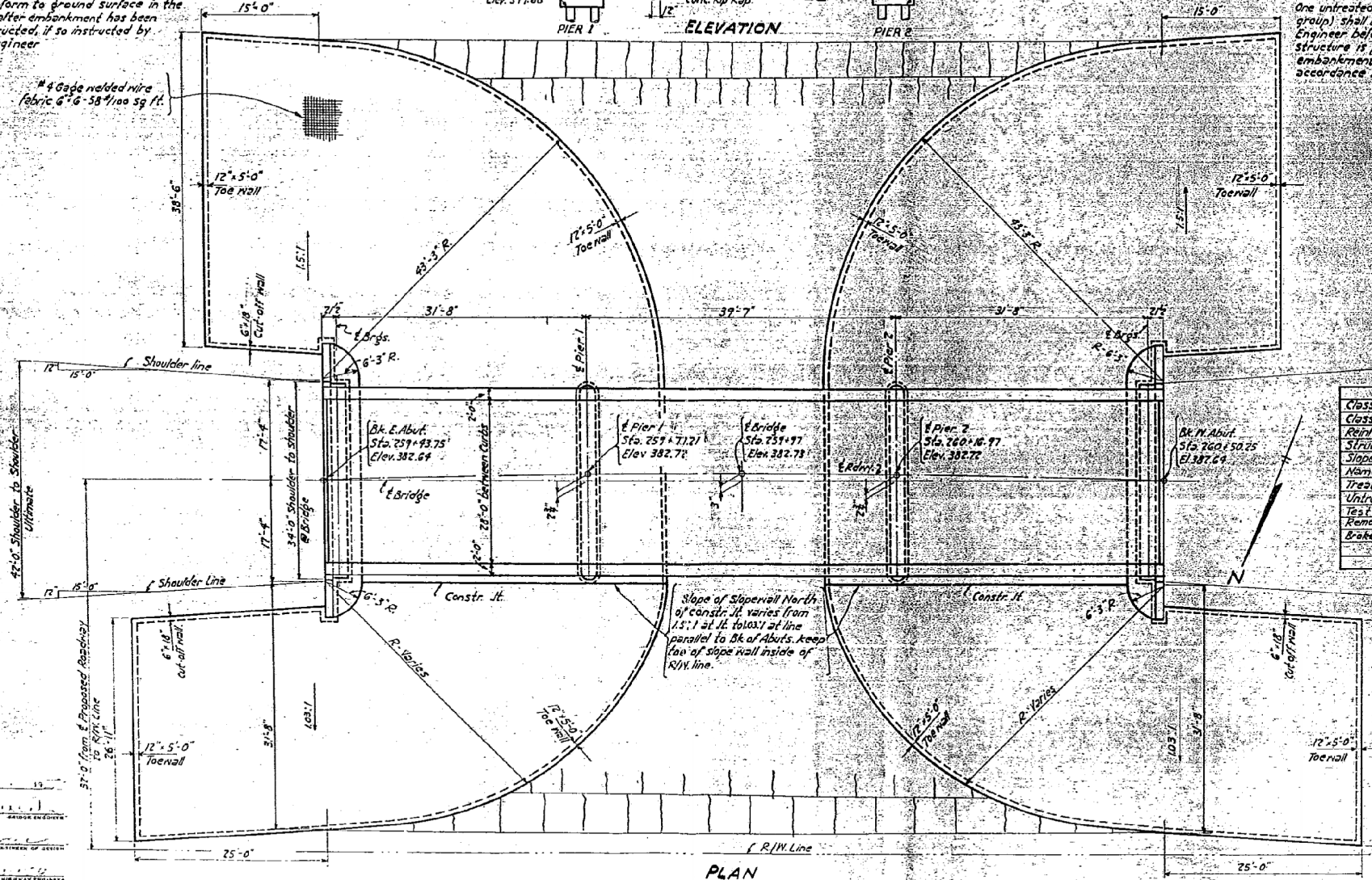


**GENERAL NOTES**

Class X Concrete shall be used in the Superstructure and in the Abutts.  
 Class A Concrete shall be used in Piers 1 & 2.  
 Concrete floor slab shall be finished in accordance with Art. 61.3(e) of the Standard Specifications and shall be poured in one continuous operation.  
 All connections shall be riveted, except as noted. Rivets shall be 3/4" and 1 1/2" holes, except as noted.  
 All holes for splices shall be punched 1/4" and reamed to proper size (1 3/8" web & 1 5/8" flange) with all stringers assembled in shop in proper position with or without diaphragms in place. Leave assembled for shop inspection.  
 Inspection of Structural Steel by Division of Highways shall be made before painting. Structural Steel shall receive one shop coat of red lead paint and two field coats of aluminum paint. All paint to be furnished and applied by the Contractor.  
 Rolling shall be readjusted to true alignment after the floor slab and curbs have been poured.  
 All rollers, rockers, bearing plates and anchor bolts shall be finished painted and set in accordance with Art. 54.3(d) of the Standard Specs. and are included for payment as Structural Steel, Est. No. 6750 lbs.  
 Welding shall comply with Art. 55.6(38) of the Standard Specifications.  
 Anchor bolts shall be set before riveting diaphragms over Abutts & Piers.  
 All piles under Abutts shall be treated timber piles.  
 All piles under Piers shall be untreated timber piles.  
 One untreated test pile (not to be included in permanent pile group) shall be driven at the East Abut. or as directed by the Engineer before installing remainder of piles. Before Superstructure is placed the Contractor shall construct the embankment around the abutments as shown and in accordance with Sec. 10 of the Standard Specifications.

**WATERWAY INFORMATION**

Drainage Area: 2560 Acres  
 Character: level, rolling, sand wooded & cultivated  
 Present Bridge Opening: 472 Sq. Ft.  
 Proposed Bridge Opening: 1217 Sq. Ft.



STATION 259+97  
 BUILT '75 BY  
 STATE OF ILLINOIS  
 S.B.I. RT. 1 SEC. 4-BY  
 F.A. PROJ. 52(G)  
 LOADING H20-516  
**NAME PLATE DATA**  
 Std. 1881

**TOTAL BILL OF MATERIAL**

ITEM	SUPER	SUB	TOTAL
Class X Concrete	CuYds	87.6	30.4
Class A Concrete	CuYds		236.4
Reinforcement Bars	Lbs	14530	10120
Structural Steel	Lbs	77190	77190
Slope Mat	SqYds		1238
Name Plate	Ea	1	1
Treated Piles (25'-0")	lin.Ft.		300
Untreated Piles (25'-0")	lin.Ft.		1000
Test Piles	Ea		1
Removal of Existing Struct.	Ea		1
Broken Concrete Rip-Rap	SqYds		398
			376

Stresses

f<sub>s</sub> Struct. 18000 p.s.i.  
 f<sub>s</sub> Reinf. 20000 p.s.i.  
 f<sub>c</sub> Super. 1700 p.s.i.  
 f<sub>c</sub> Sub. 800 p.s.i.  
 n 10

DESIGNED: A.2 Campbell  
 CHECKED: James J. Marving  
 DRAWN: G.D.C.  
 EXAMINED: [Signature]  
 PASSED: [Signature]  
 APPROVED: [Signature]

**GENERAL PLAN & ELEVATION**  
 PROJ. P-52(G)  
 S.B.I. RT. 1 SEC. 4-BY  
 WHITE COUNTY  
 STA. 259+97

FOR INFORMATION ONLY



USER NAME = has	DESIGNED - ELH	REVISED -
ESCA PROJECT NO. 988.11	DRAWN - HAS	REVISED -
PLOT SCALE = 0.1667' / IN.	CHECKED - RDP	REVISED -
PLOT DATE = 10/31/2012	DATE - 04/12	REVISED -

STATE OF ILLINOIS  
 DEPARTMENT OF TRANSPORTATION

EXISTING STRUCTURE PLANS - FOR INFORMATION ONLY  
 STRUCTURE NO. 097-0007

SCALE: SHEET NO. 1 OF 12 SHEETS STA. TO STA.

F.A.P. RTE.	SECTION	COUNTY	TOTAL SHEETS	SHEET NO.
332	4B-1	WHITE	70	45
CONTRACT NO. 78154				
FED. ROAD DIST. NO. ILLINOIS FED. AID PROJECT AID				