

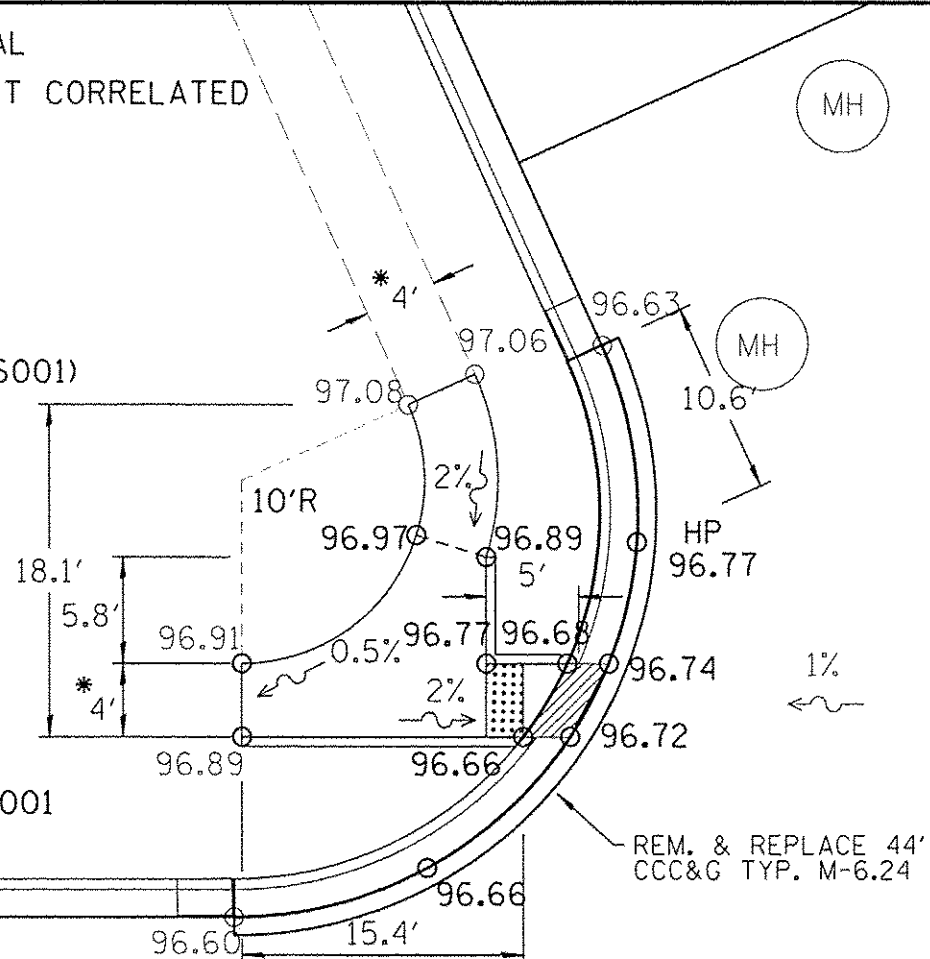


* MAX. 2.0% CROSS SLOPE TYPICAL
 * BENCHMARK ELEVATIONS ARE NOT CORRELATED TO EACH OTHER
 * ALL SLOPES ARE APPROXIMATE

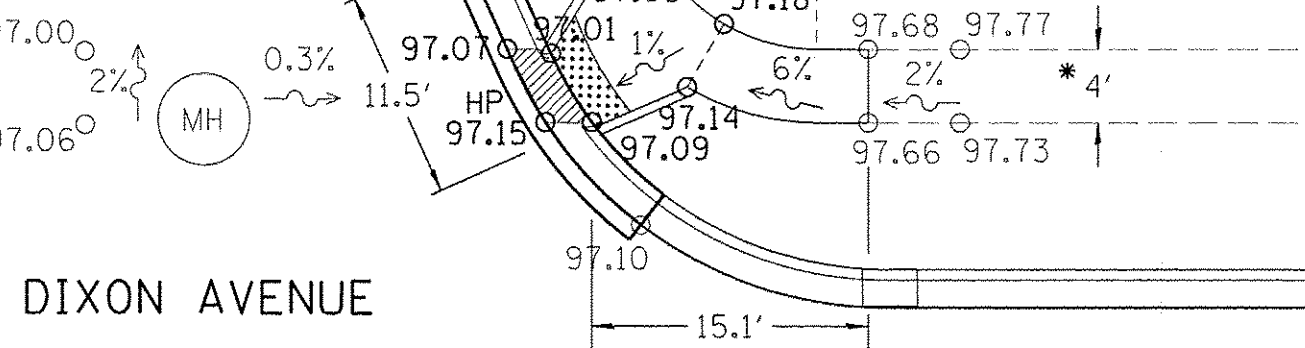
 DETECTABLE WARNING
 CURB DEPRESSION (STD. 606001)

CONSTRUCT CURB RAMP IN ACCORDANCE WITH STANDARD 424001





CONSTRUCT CURB RAMP IN ACCORDANCE WITH STANDARD 424001

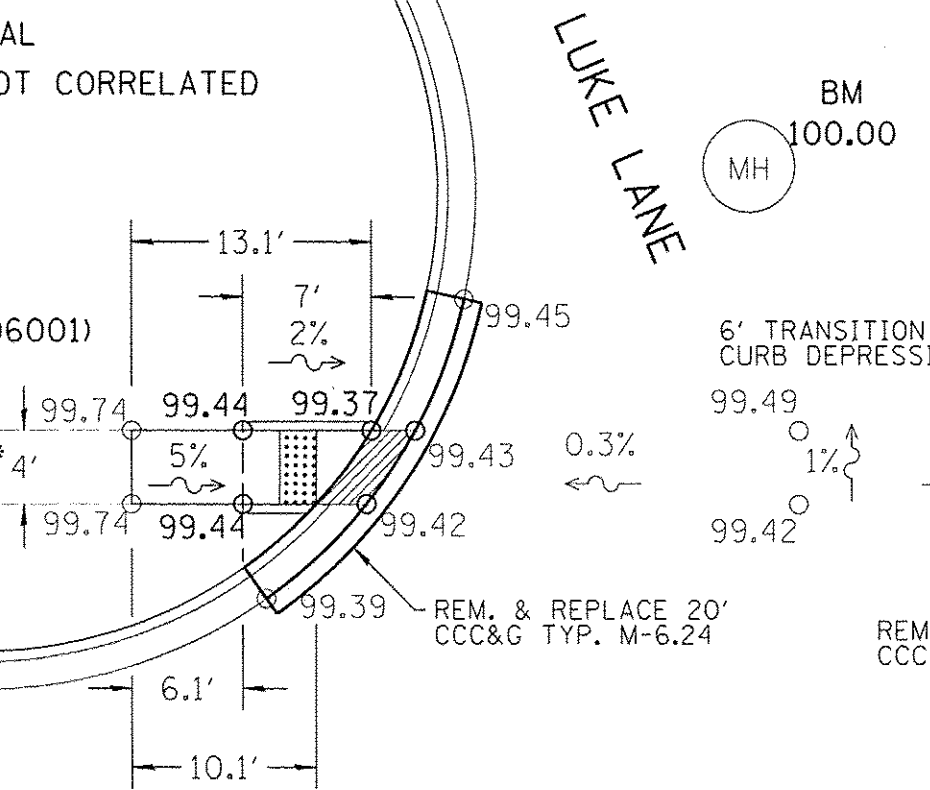
REM. & REPLACE 20' CCC&G TYP. M-6.24
 FH
 BM 100.00
 TOP OF FH



* MAX. 2.0% CROSS SLOPE TYPICAL
 * BENCHMARK ELEVATIONS ARE NOT CORRELATED TO EACH OTHER
 * ALL SLOPES ARE APPROXIMATE

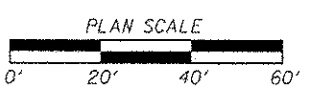
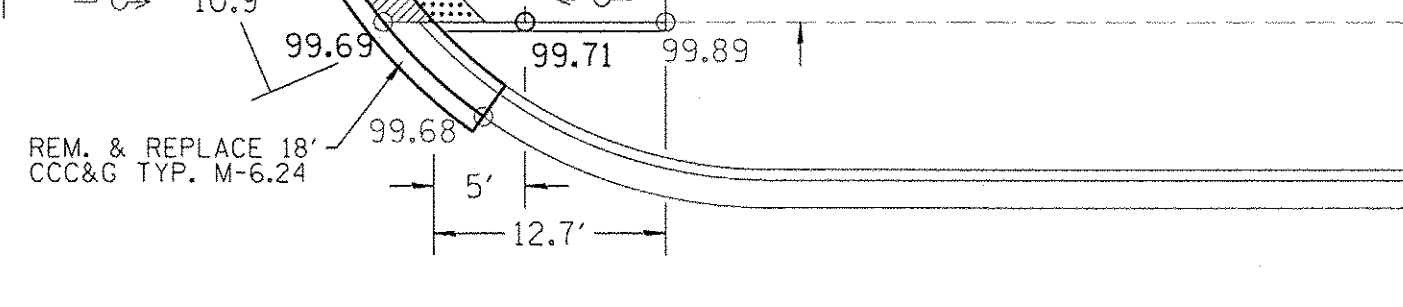
 DETECTABLE WARNING
 CURB DEPRESSION (STD. 606001)

CONSTRUCT CURB RAMP IN ACCORDANCE WITH STANDARD 424001



CONSTRUCT CURB RAMP IN ACCORDANCE WITH STANDARD 424011

6' TRANSITION FOR CURB DEPRESSION
 REM. & REPLACE 18' CCC&G TYP. M-6.24



FILE = S:\PROJECTS\2011\1014211.RFD\XAVEN DESIGN\TRANS\TYPICAL.S.DGN

REVISION	DATE	BY	REMARKS

CITY OF ROCK FALLS
 DIXON AVENUE RESURFACING PROJECT
 2012



DIXON AVENUE
 SIDEWALK RAMP DETAILS
 STA. 2+24.25 - 32+37.00

SECTION	COUNTY	TOTAL SHEETS	SHEET NO.
11-00149-00-FP	WHITESIDE	19	15
STA.	STA.		
WHA #: 1014211	DATE: DEC. 14, 2012		