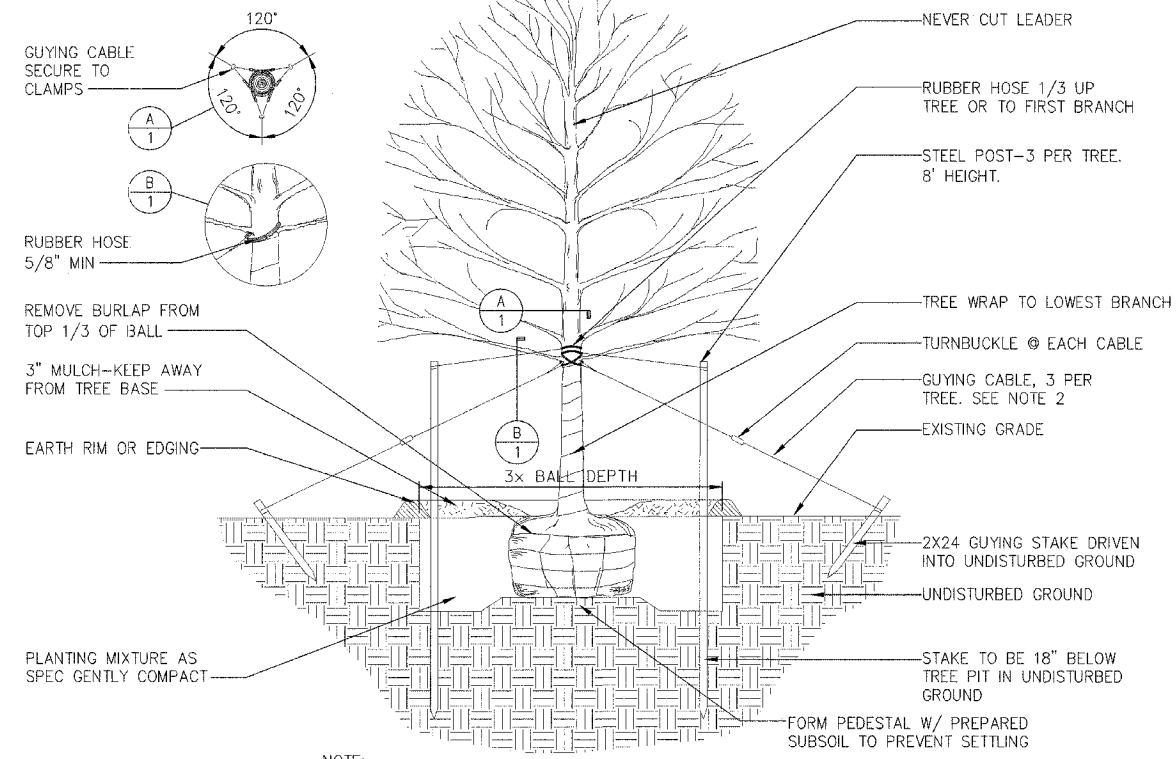


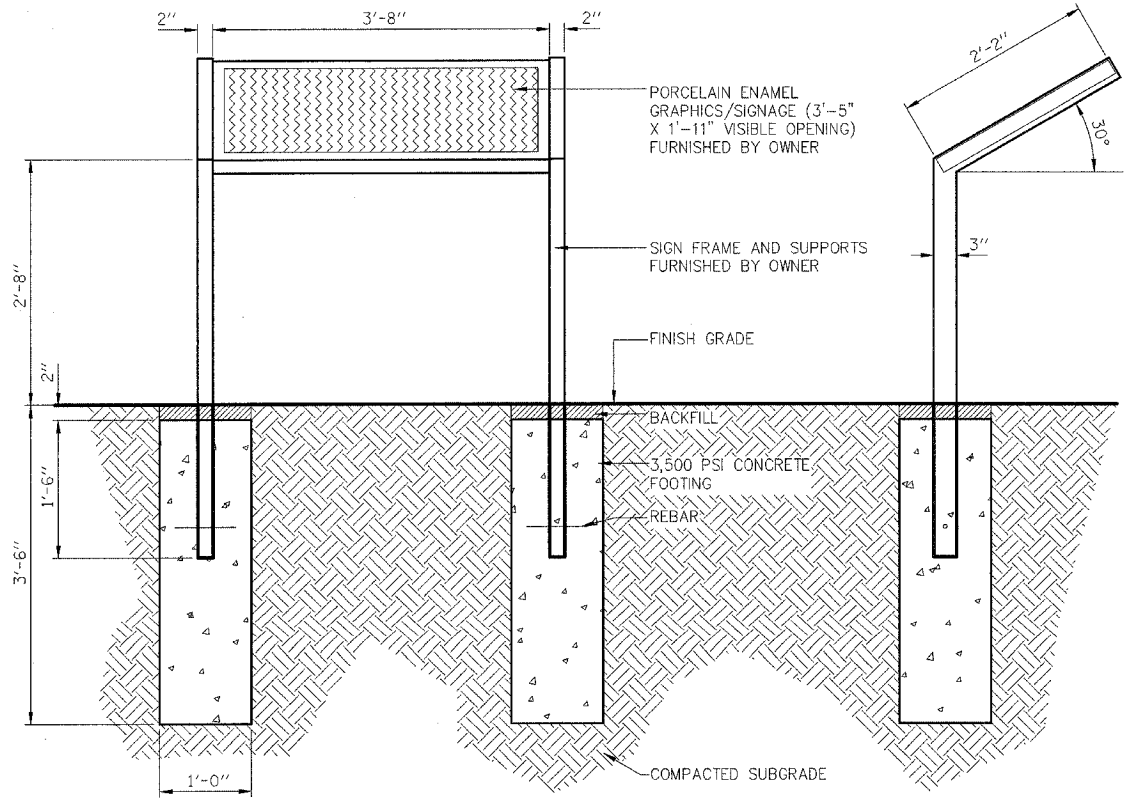
- NOTES:**
1. TREE SHALL BE SET 2" HIGHER THAN DEPTH GROWN AT NURSERY.
  2. STAKE TREES UNDER 8' TALL. GUY TREES 8' TALL AND OVER.

**MULTISTEM TREE PLANTING DETAIL**



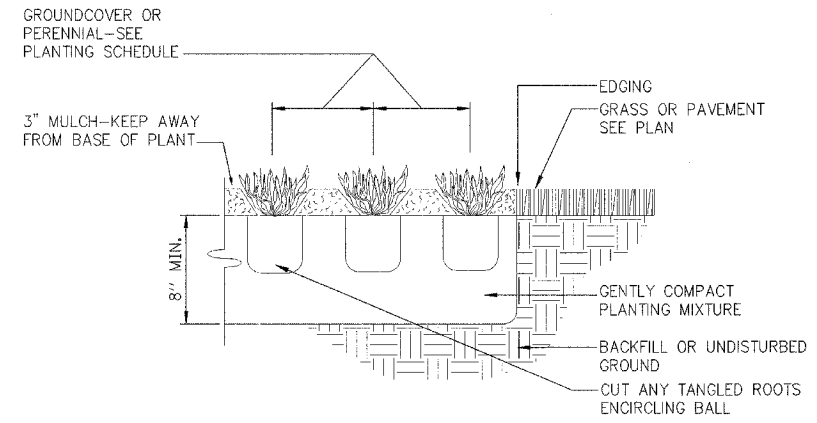
- NOTE:**
1. TREE SHALL BE SET 2" HIGHER THAN DEPTH GROWN AT NURSERY.
  2. STAKE TREES UNDER 2" CALIPER OR LESS. GUY TREES OVER 2" CALIPER.

**TREE PLANTING DETAIL**

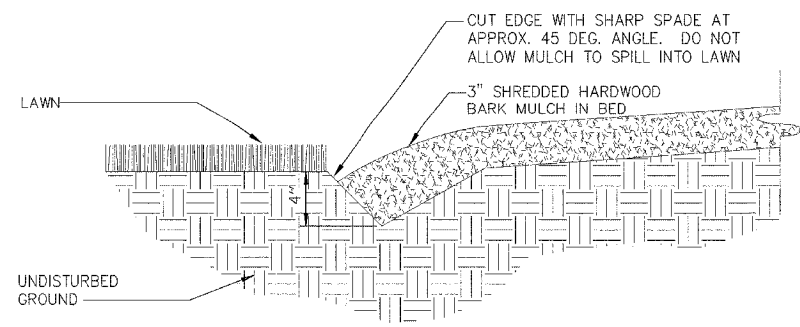


- NOTES:**
1. SIGN FRAME AND SUPPORT MATERIAL IS TO BE ALUMINUM WITH MANUFACTURER'S STANDARD POWDER COAT FINISH.
  2. SIGN GRAPHICS AND FINISH COLOR ARE TO BE COORDINATED WITH THE OWNER.

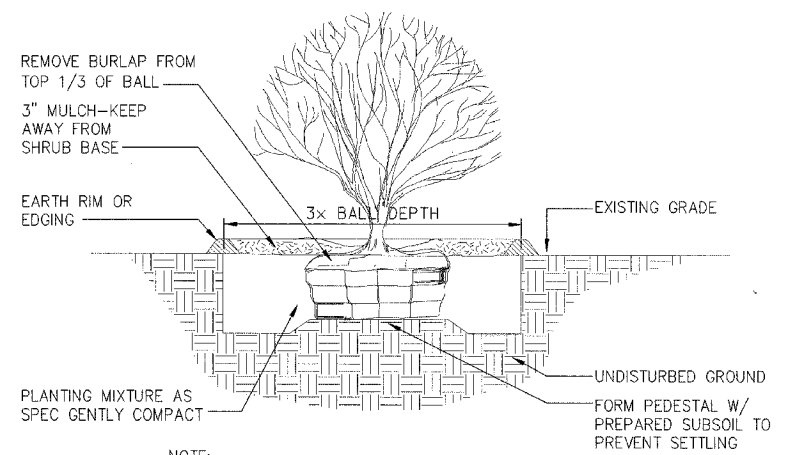
**INTERPRETIVE SIGN INSTALLATION DETAIL**



**PERENNIAL PLANTING DETAIL**



**SPADE EDGING DETAIL**



- NOTE:**
1. SHRUB SHALL BE SET 2" HIGHER THAN THE DEPTH GROWN AT NURSERY.

**SHRUB PLANTING DETAIL**

REVISIONS	
NAME	DATE

ILLINOIS DEPARTMENT OF TRANSPORTATION  
**LANDSCAPING DETAILS**  
 IDOT / IHPA  
 PULLMAN STATE HISTORIC SITE

SCALE: VERT. / HORIZ.  
 DATE: 11/08/05  
 DRAWN BY: DJM  
 CHECKED BY: PJM